

# Coronavirus (COVID-19) in Lambeth



## Key information

Updated 25/01/2021 16:17

Please interpret with caution figures presented here are provisional and the data is subject to delays and further change



## Key messages

Please note the Covid-19 situation is changing rapidly in Lambeth. The following data will be updated regularly however may not represent the current picture.

**There is a national lockdown - stay at home**

Following a rapid rise in Covid-19 cases, hospital admissions and sadly, deaths, we must now stay at home to protect the NHS and save lives. You must not leave, or be outside of your home except where necessary.

[Read more about the lockdown restrictions on GOV.UK](#)

Following several weeks of increasing number of cases, the incidence rate is now decreasing quickly. The latest figure is still high, 566 per 100,000 (14 Jan – 20 Jan), but has decrease by a third compared to a week ago. Rates are decreasing across all age groups and ethnicities however worryingly cases in those aged 60 years and over are still high. Early signs suggest admissions to hospital for COVID-19 are slowing and could be starting to decrease however there are still a high number of patients especially for intensive care beds.

Sadly due to the high number of people who have been admitted to hospital who then become severely ill, there has been a sharp rise in the number of deaths from the beginning of January. More deaths are expected as the time between someone becoming infected with Covid-19 and dying is more than three weeks. Symptoms can take days, if not weeks to become life threatening. This unfortunate situation means that we must continue to play our part to save lives and reduce the strain on our NHS. We must stay at home only going out if necessary and ensure we follow the rules.

It is now more important than ever we play our part and prevent the virus spreading:

- Avoid travelling. You should only leave your home for food, medical reasons, exercise, or work - if you cannot work from home.
- Get tested. If you are not feeling well, get tested. If you test positive for COVID-19, you must self isolate.
- You must continue to wash your hands regularly, wear a face covering, and maintain social distance .

If you have Covid-19 symptoms (new cough, high temperature, loss of taste or smell) book a free test immediately ([www.nhs.uk/coronavirus](http://www.nhs.uk/coronavirus) or call 119) and self isolate by staying at home.

If you find it difficult to stay at home and self isolate, contact 0333 360 3700 or email [mycommunity@ageuklambeth.org](mailto:mycommunity@ageuklambeth.org)

By taking these actions we can protect each other and keep Lambeth open for business.

## Purpose

- As part of our [Outbreak Prevention and Control Plan](#) we are committed to sharing the information we have about the Covid-19 situation in Lambeth.
- By understanding the number of cases in the borough residents can support us to prevent further local outbreaks.
- We will update this data three times a week and it will be used to inform any change in control measures to contain the virus.
- We can all help reduce the risk of further outbreaks and protect ourselves, family and friends by:
  - maintaining social distance of 2ms
  - use of face coverings when social distancing is not possible or we are indoors in shops, public transport and other public buildings
  - regular hand washing or cleansing with an alcohol based hand sanitiser

Anyone with symptoms of Covid-19 should immediately contact [www.nhs.uk/coronavirus](http://www.nhs.uk/coronavirus) or call 119 to order a free test.

Includes cases between Jan-14 to Jan-20

# 565.7 / 100,000

## Seven day case rate

\*excludes last four days due to reporting delays

Upto specimen date 20 Jan 2021

# 21,154

## Total number lab confirmed cases

Data as of 22 Jan

# 0.7 - 0.9

## Latest R number range for London

Data as of 22 Jan

# -7% to -3%

## Latest growth rate range for London

Includes cases between 14 Jan - 20 Jan

# 1,847

## Lab confirmed cases last 7 days

Includes deaths between 02 Jan - 08 Jan

# 38

## COVID-19 deaths last 7 days

Includes deaths between 01 Mar - 08 Jan

# 363

## Total number of COVID-19 deaths

## **What do the numbers mean?**

### **What are Lab confirmed cases?**

COVID-19 cases are identified by taking specimens from people and sending these specimens to laboratories to be tested. If the test is positive, this is referred to as a lab-confirmed case. Duplicate tests for the same person are removed. The first positive specimen date is used as the specimen date for that person.

### **How do we know if some dies from COVID-19?**

Deaths reported by the Office for National Statistics (ONS) are based on the causes of death recorded on death certificates. These can include cases where the doctor thought it likely that the person had COVID-19, even when there was no positive test result.

### **What is the R Number?**

The reproduction number (R) is the average number of secondary infections produced by a single infected person. An R number of 1 means that on average every person who is infected will infect 1 other person. If R is 0.5 then on average for each 2 infected people, there will be only 1 new infection. If R is greater than 1 the epidemic is growing, if R is less than 1 the epidemic is shrinking.

### **What is the growth rate?**

The growth rate reflects how quickly the number of infections are changing day by day. The growth rate is greater than zero (+ positive), then the epidemic is growing. If the growth rate is less than zero (- negative) then the epidemic is shrinking. The size of the growth rate indicates the speed of change. A growth rate of +5% indicates the epidemic is growing faster than a growth rate of +1%.

Please note that only partial data may be included in the most recent day(s). Sample dates in the last four days are subject to reporting delays

## Summary

### Total number of lab-confirmed cases

Lambeth	London	England
21,154	628,919	3,207,381

Upto latest specimen date 24 Jan 2021

### Number of lab-confirmed cases, Lambeth

20 January	Last 7 days	Last 14 days	Last 21 days
193	1,847	4,448	7,466

Last 7 days 14 Jan - 20 Jan / Last 14 days 07 Jan - 20 Jan / Last 21 days 31 Dec - 20 Jan

### Total rate of lab-confirmed case per 100,000 people

Lambeth	Lambeth* 7 day case rate	London	England
6,354	565.7	6,855	5,569

Upto specimen date 20 Jan 2021

\*The seven day rate per 100,000 excludes cases with sample dates in the last four days which are subject to reporting delays

### Number of COVID-19 deaths, Lambeth

Last 7 days	Last 14 days	Last 21 days	Total deaths*
38	50	54	363

\*Total COVID-19 deaths recorded on death certificates since 01 March 2020

Last 7 days 02 Jan - 08 Jan / Last 14 days 26 Dec - 08 Jan / Last 21 days 19 Dec - 08 Jan

Sources:

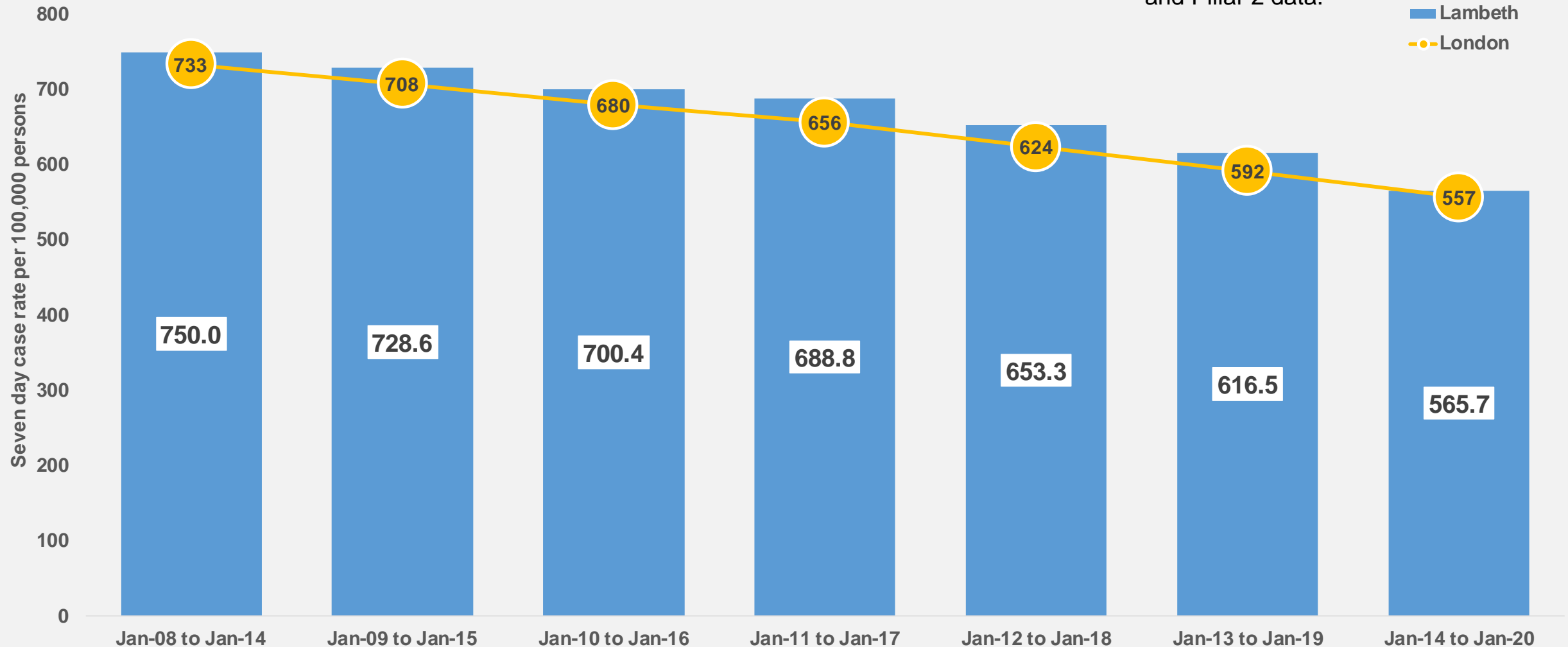
Number of lab confirmed case: <https://coronavirus.data.gov.uk>

Number of deaths: <https://www.ons.gov.uk/peoplepopulationandcommunity/healthandsocialcare/causesofdeath/datasets/deathregistrationsandoccurrencesbylocalauthorityandhealthboard>

# Is the rolling seven day lab confirmed case rate increasing?

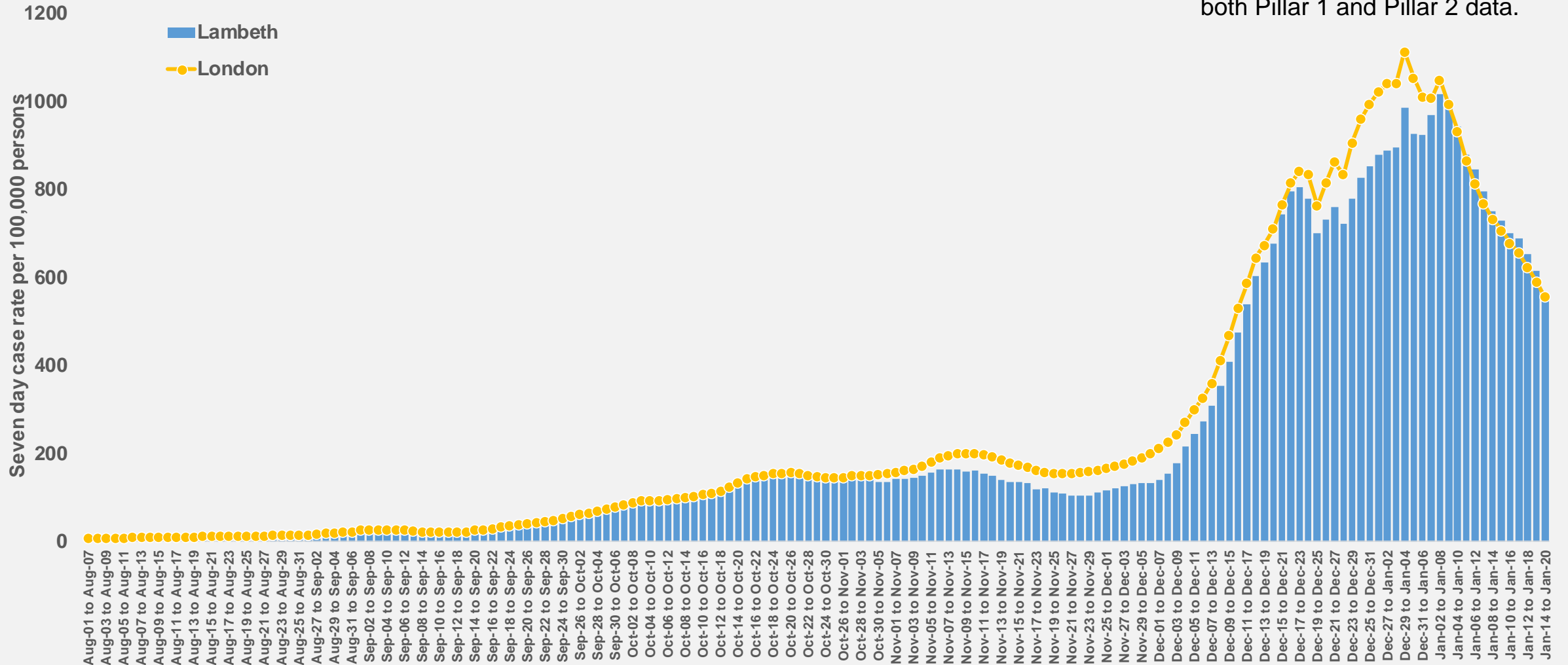
The seven day rate per 100,000 excludes cases with sample dates in the last four days which are subject to reporting delays. Includes both Pillar 1 and Pillar 2 data.

Seven day rate new lab confirmed cases in Lambeth



# Is the rolling seven day lab confirmed case rate since 1 August increasing?

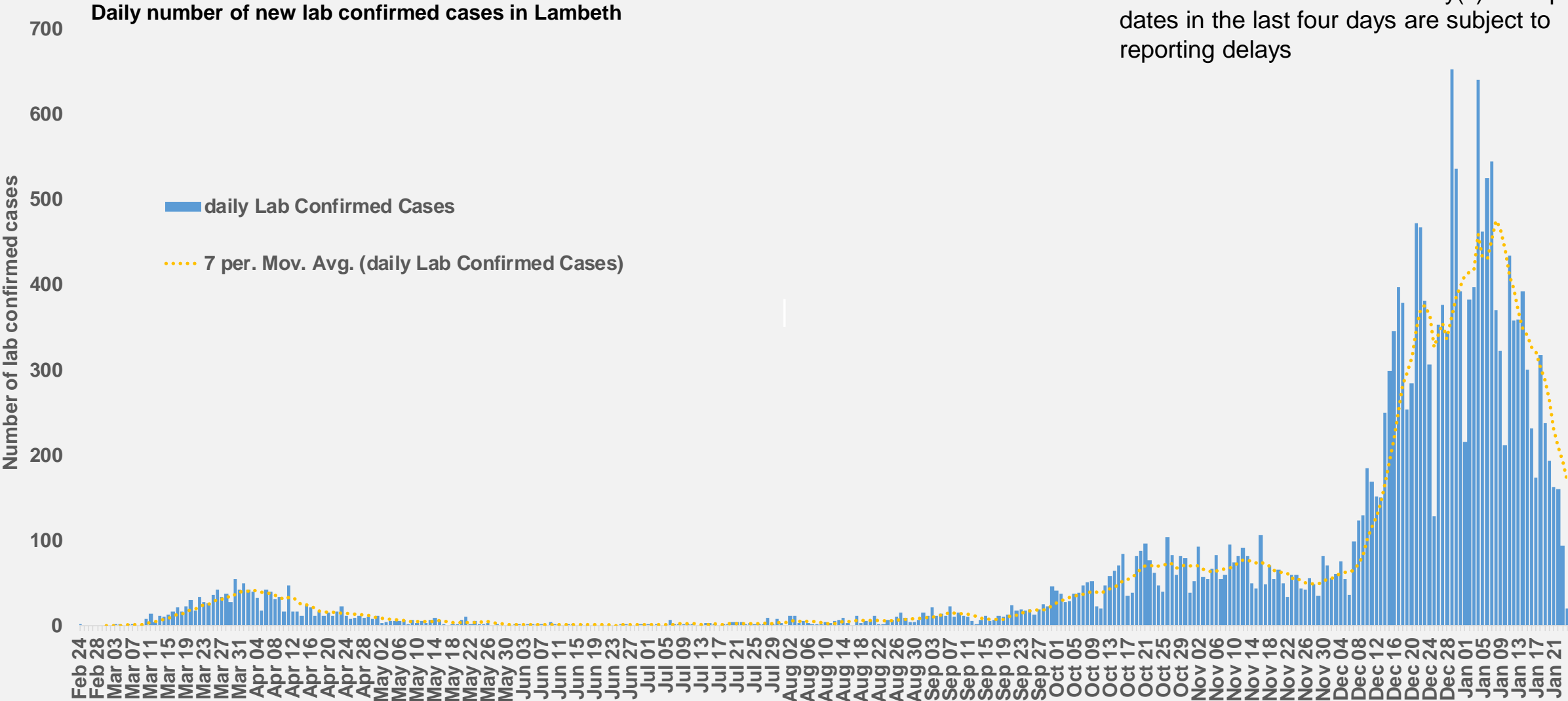
The seven day rate per 100,000 excludes cases with sample dates in the last four days which are subject to reporting delays. Includes both Pillar 1 and Pillar 2 data.





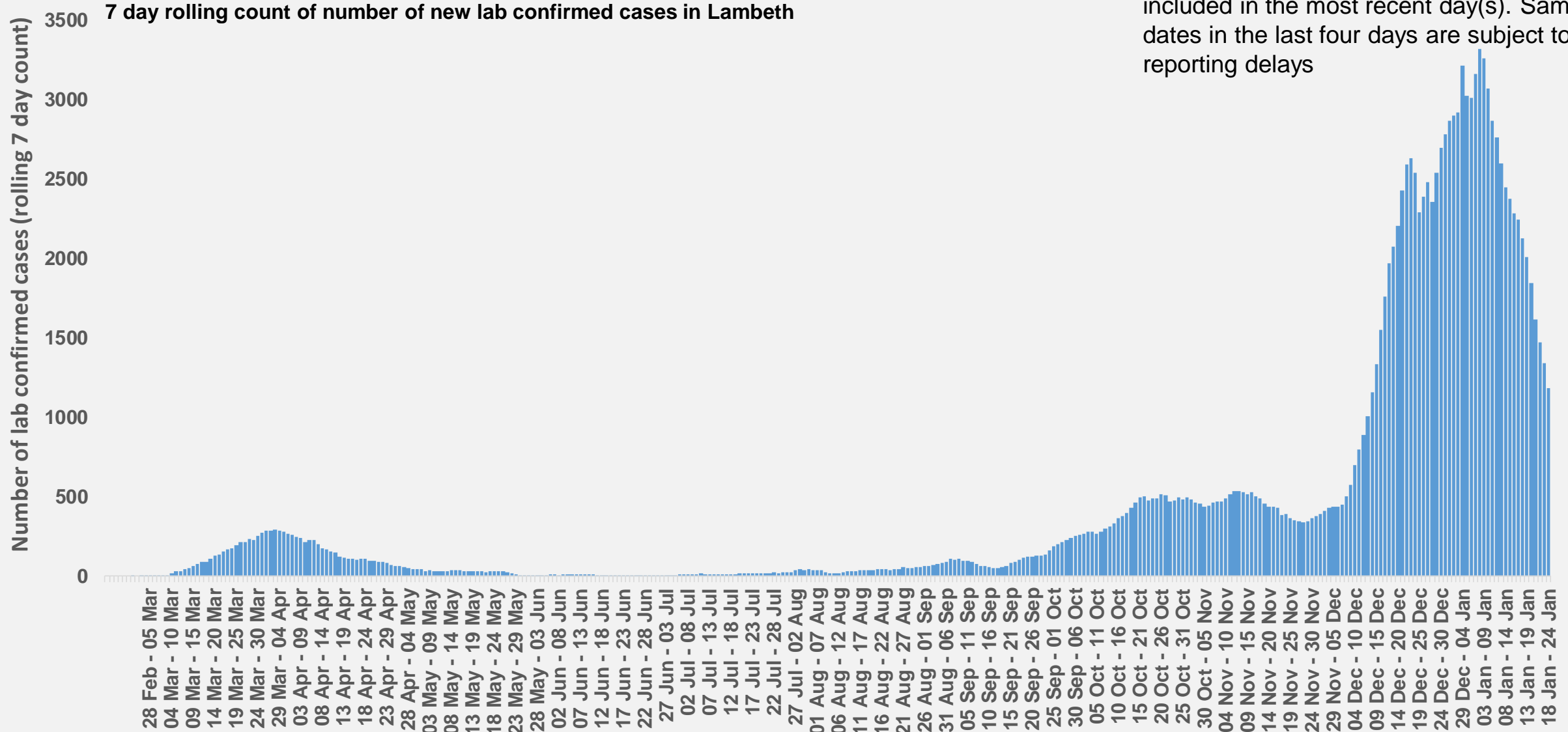
# How many lab confirmed cases are in the borough daily?

Includes both Pillar 1 and Pillar 2 data. Please note that only partial data may be included in the most recent day(s). Sample dates in the last four days are subject to reporting delays

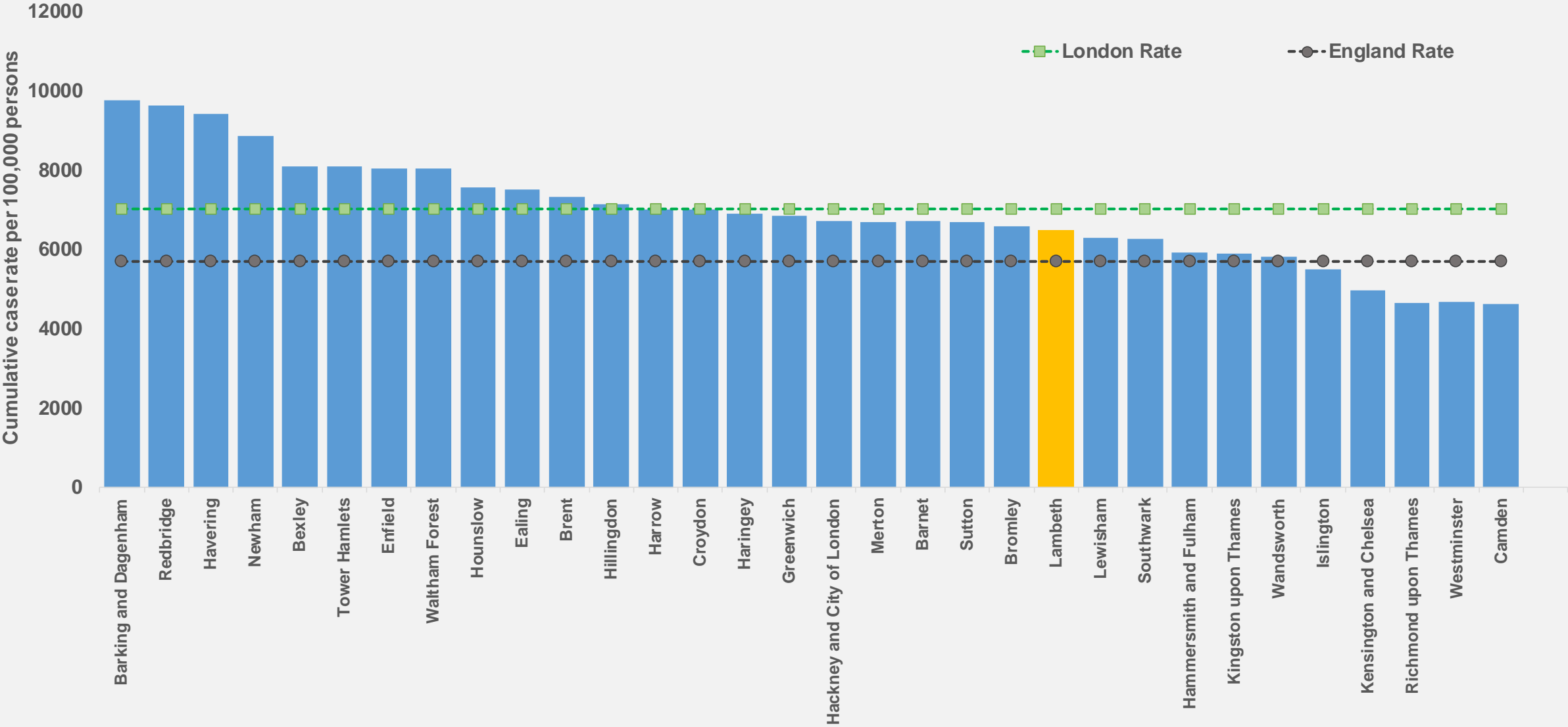


# How many lab confirmed cases are in the borough weekly?

Includes both Pillar 1 and Pillar 2 data. Please note that only partial data may be included in the most recent day(s). Sample dates in the last four days are subject to reporting delays



# Which London borough has the highest cumulative case rate?



Source: <https://coronavirus.data.gov.uk>

# Coronavirus (COVID-19) – data resources

COVID-19 case data

Source: <https://coronavirus.data.gov.uk>

Last updated:

**24/01/2021 16:00**

Latest specimen date:

**24/01/2021**

COVID-19 death data

Source:

<https://www.ons.gov.uk/peoplepopulationandcommunity/healthandsocialcare/causesofdeath/datasets/deathregistrationsandoccurrencesbylocalauthorityandhealthboard>

Last updated:

**19/01/2021**

Latest week ending:

**08/01/2021**