

Coronavirus (COVID-19) in Lambeth



Key information

Updated 08/03/2021 16:00

Please interpret with caution figures presented here are provisional and the data is subject to delays and further change



Key messages

Please note the COVID-19 situation is changing rapidly in Lambeth. The following data will be updated regularly however may not represent the current picture.

There is a national lockdown - stay at home

Following a rapid rise in COVID-19 cases, hospital admissions and sadly, deaths, we must now stay at home to protect the NHS and save lives. You must not leave, or be outside of your home except where necessary.

[Read more about the lockdown restrictions on GOV.UK](#)

The case rate is decreasing quickly and is lower than rates experience in London and England. The latest figure, 41 per 100,000 (25 Feb – 03 Mar), shows a 96% decrease since the January peak and is the lowest rate since end of September. Rates are continuing to decrease across all age groups and ethnicities with the highest rates among the 20+ population. Positivity continues to decrease and is below the London average. The number of patients in hospital with COVID-19 is decreasing but remains high, especially for those in intensive care. Sadly, there has been a sharp rise in the number of deaths from the beginning of January and a further 13 deaths in the last 7 days¹. We expect more deaths as the number of severely ill patients in hospital remains high. Symptoms can take days, if not weeks, to become life threatening. We must continue playing our part to save lives and reduce the strain on our NHS. We must stay at home, go out only if necessary, and ensure we adhere to the key COVID-19 prevention measures: good ventilation, social distancing, face coverings/masks and hand hygiene.

It is now more important than ever we play our part and prevent the virus spreading:

- Avoid travelling. You should only leave your home for food, medical reasons, exercise, or work - if you cannot work from home.
- Get tested. If you are not feeling well, get tested. If you test positive for COVID-19, you must self isolate.
- You must continue to wash your hands regularly, wear a face covering, and maintain social distance .

If you have Covid-19 symptoms (new cough, high temperature, loss of taste or smell) book a free test immediately (www.nhs.uk/coronavirus or call 119) and self isolate by staying at home.

If you find it difficult to stay at home and self isolate, contact 0333 360 3700 or email mycommunity@ageuklambeth.org

By taking these actions we can protect each other and keep Lambeth open for business.

¹ 13 Feb – 19 Feb

Purpose

- As part of our [Outbreak Prevention and Control Plan](#) we are committed to sharing the information we have about the Covid-19 situation in Lambeth.
- By understanding the number of cases in the borough residents can support us to prevent further local outbreaks.
- We will update this data three times a week and it will be used to inform any change in control measures to contain the virus.
- We can all help reduce the risk of further outbreaks and protect ourselves, family and friends by:
 - maintaining social distance of 2ms
 - use of face coverings when social distancing is not possible or we are indoors in shops, public transport and other public buildings
 - regular hand washing or cleansing with an alcohol based hand sanitiser

Anyone with symptoms of Covid-19 should immediately contact www.nhs.uk/coronavirus or call 119 to order a free test.

Includes cases between Feb-25 to Mar-03

41.0 / 100,000

Seven day case rate

*excludes last four days due to reporting delays

Upto specimen date 03 Mar 2021

23,726

Total number lab confirmed cases

Data as of 05 Mar

0.6 - 0.8

Latest R number range for London

Data as of 05 Mar

-7% to -4%

Latest growth rate range for London

Includes cases between 25 Feb - 03 Mar

134

Lab confirmed cases last 7 days

Includes deaths between 13 Feb - 19 Feb

13

COVID-19 deaths last 7 days

Includes deaths between 01 Mar 2020 - 19 Feb 2021

539

Total number of COVID-19 deaths

What do the numbers mean?

What are Lab confirmed cases?

COVID-19 cases are identified by taking specimens from people and sending these specimens to laboratories to be tested. If the test is positive, this is referred to as a lab-confirmed case. Duplicate tests for the same person are removed. The first positive specimen date is used as the specimen date for that person.

How do we know if some dies from COVID-19?

Deaths reported by the Office for National Statistics (ONS) are based on the causes of death recorded on death certificates. These can include cases where the doctor thought it likely that the person had COVID-19, even when there was no positive test result.

What is the R Number?

The reproduction number (R) is the average number of secondary infections produced by a single infected person. An R number of 1 means that on average every person who is infected will infect 1 other person. If R is 0.5 then on average for each 2 infected people, there will be only 1 new infection. If R is greater than 1 the epidemic is growing, if R is less than 1 the epidemic is shrinking.

What is the growth rate?

The growth rate reflects how quickly the number of infections are changing day by day. The growth rate is greater than zero (+ positive), then the epidemic is growing. If the growth rate is less than zero (- negative) then the epidemic is shrinking. The size of the growth rate indicates the speed of change. A growth rate of +5% indicates the epidemic is growing faster than a growth rate of +1%.

Please note that only partial data may be included in the most recent day(s). Sample dates in the last four days are subject to reporting delays

Summary

Total number of lab-confirmed cases

Lambeth	London	England
23,726	700,446	3,698,242

Upto latest specimen date 07 Mar 2021

Number of lab-confirmed cases, Lambeth

03 March	Last 7 days	Last 14 days	Last 21 days
23	134	322	597

Last 7 days 25 Feb - 03 Mar / Last 14 days 18 Feb - 03 Mar / Last 21 days 11 Feb - 03 Mar

Total rate of lab-confirmed case per 100,000 people

Lambeth	Lambeth* 7 day case rate	London	England
7,266	41.0	7,801	6,547

Upto specimen date 03 Mar 2021

*The seven day rate per 100,000 excludes cases with sample dates in the last four days which are subject to reporting delays

Number of COVID-19 deaths, Lambeth

Last 7 days	Last 14 days	Last 21 days	Total deaths*
13	33	65	539

*Total COVID-19 deaths recorded on death certificates since 01 March 2020

Last 7 days 13 Feb - 19 Feb / Last 14 days 06 Feb - 19 Feb / Last 21 days 30 Jan - 19 Feb

Sources:

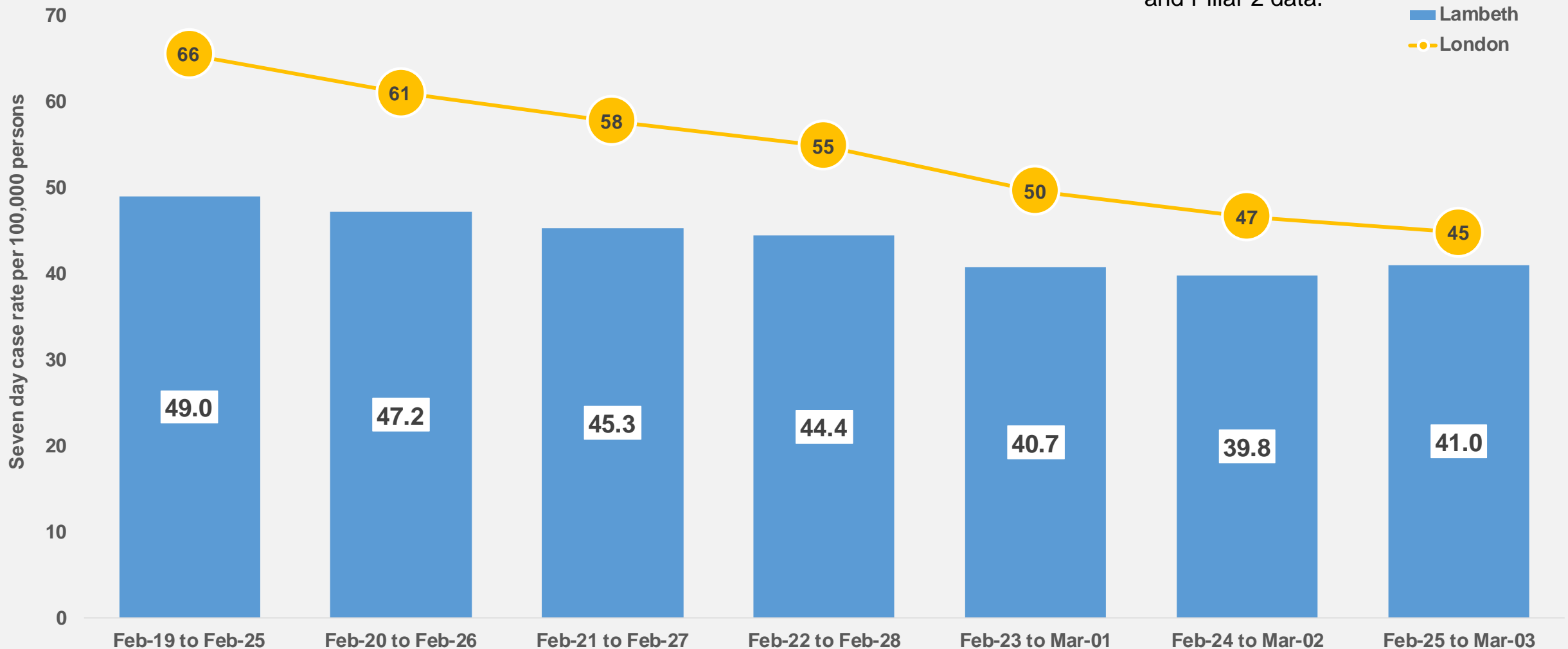
Number of lab confirmed case: <https://coronavirus.data.gov.uk>

Number of deaths: <https://www.ons.gov.uk/peoplepopulationandcommunity/healthandsocialcare/causesofdeath/datasets/deathregistrationsandoccurrencesbylocalauthorityandhealthboard>

Is the rolling seven day lab confirmed case rate increasing?

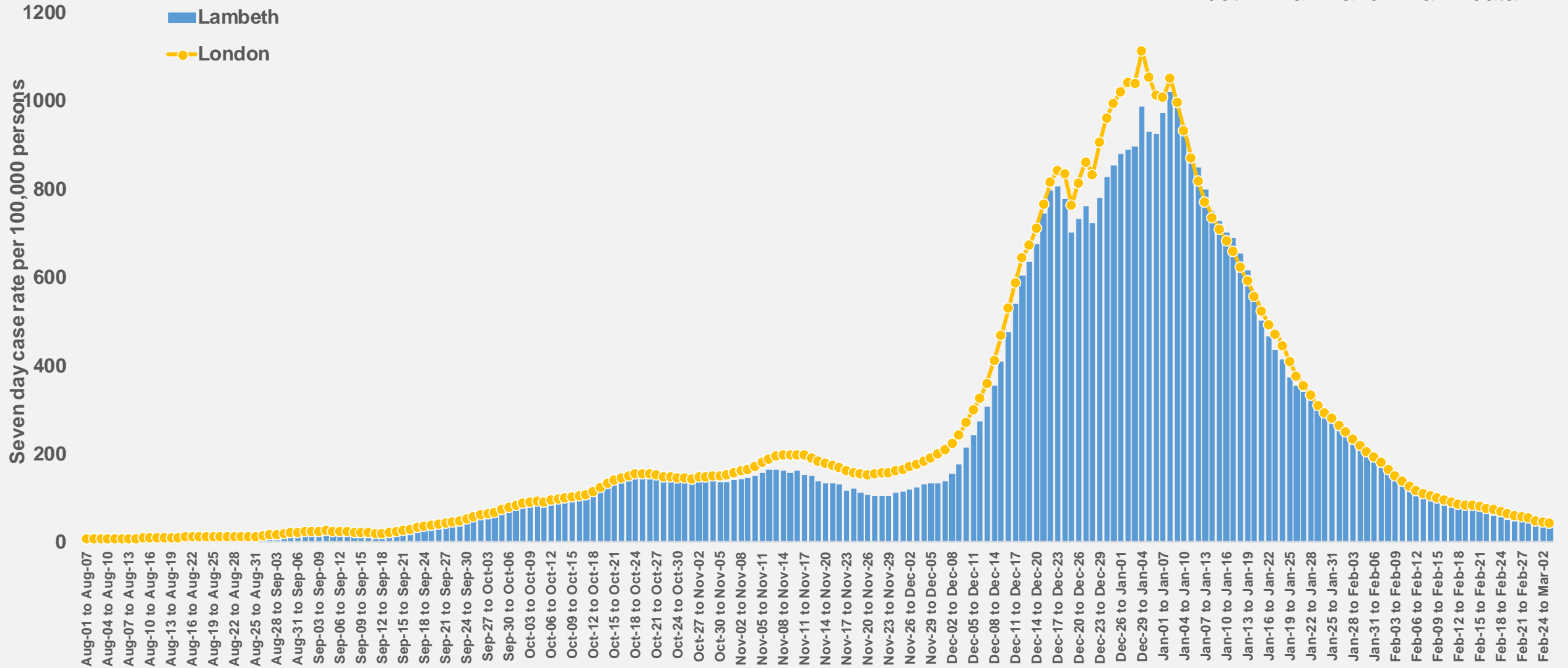
The seven day rate per 100,000 excludes cases with sample dates in the last four days which are subject to reporting delays. Includes both Pillar 1 and Pillar 2 data.

Seven day rate new lab confirmed cases in Lambeth



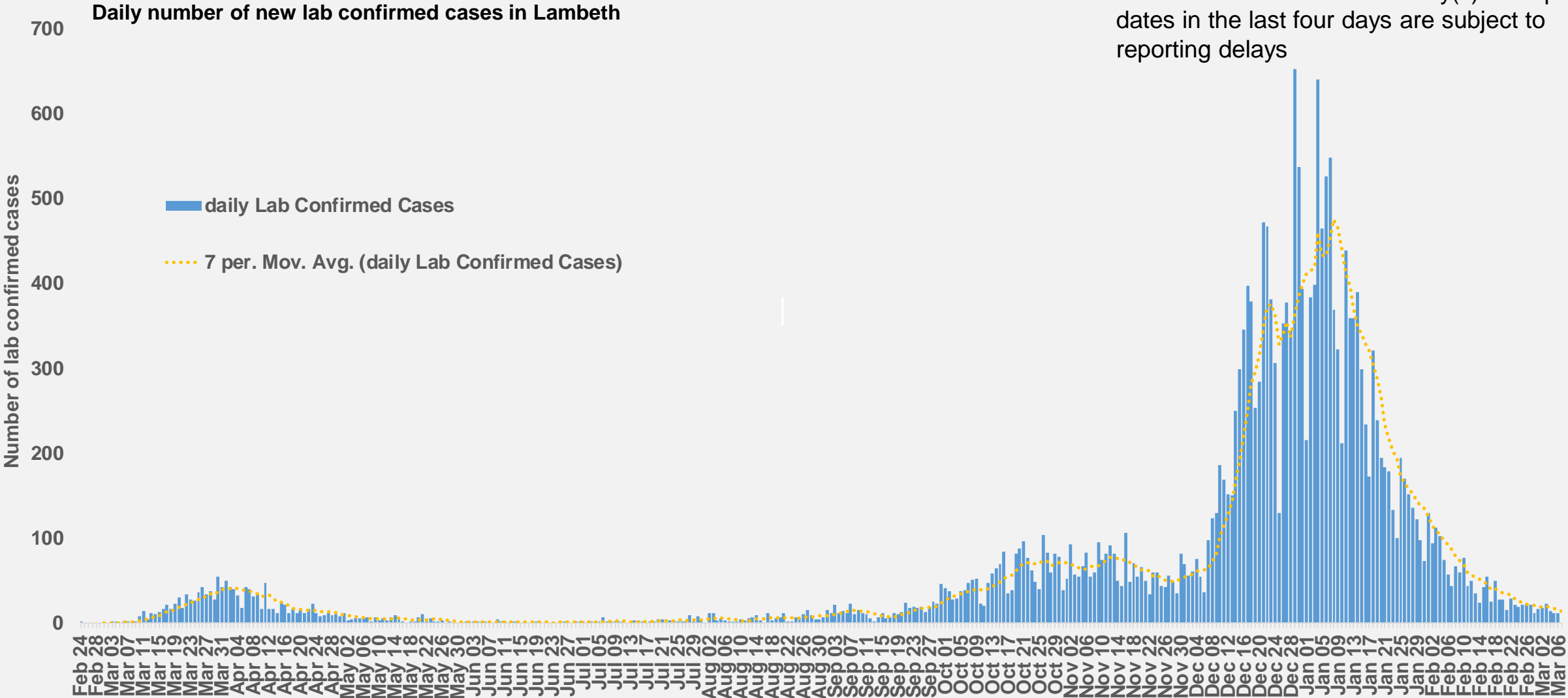
Is the rolling seven day lab confirmed case rate since 1 August increasing?

The seven day rate per 100,000 excludes cases with sample dates in the last four days which are subject to reporting delays. Includes both Pillar 1 and Pillar 2 data.



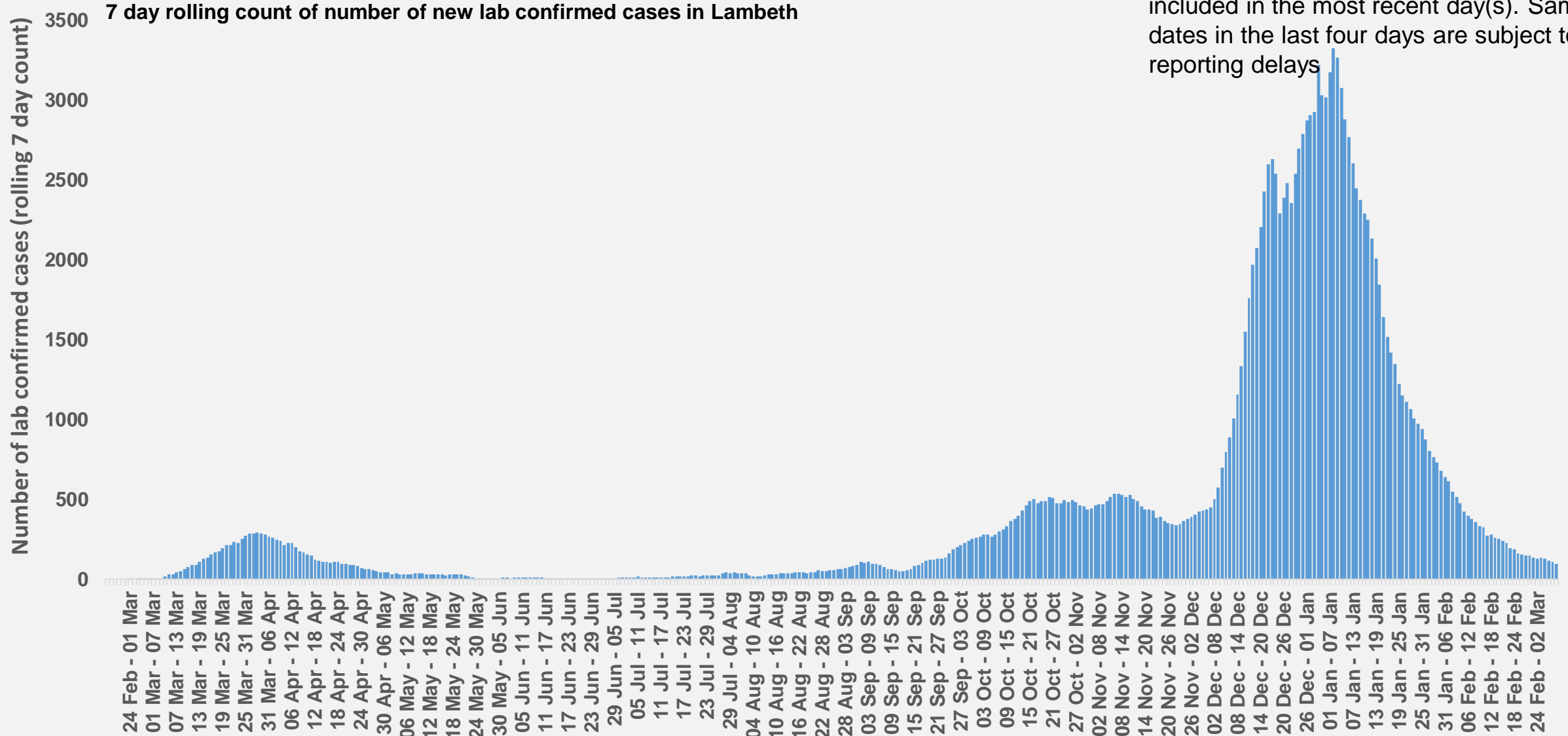
How many lab confirmed cases are in the borough daily?

Includes both Pillar 1 and Pillar 2 data. Please note that only partial data may be included in the most recent day(s). Sample dates in the last four days are subject to reporting delays

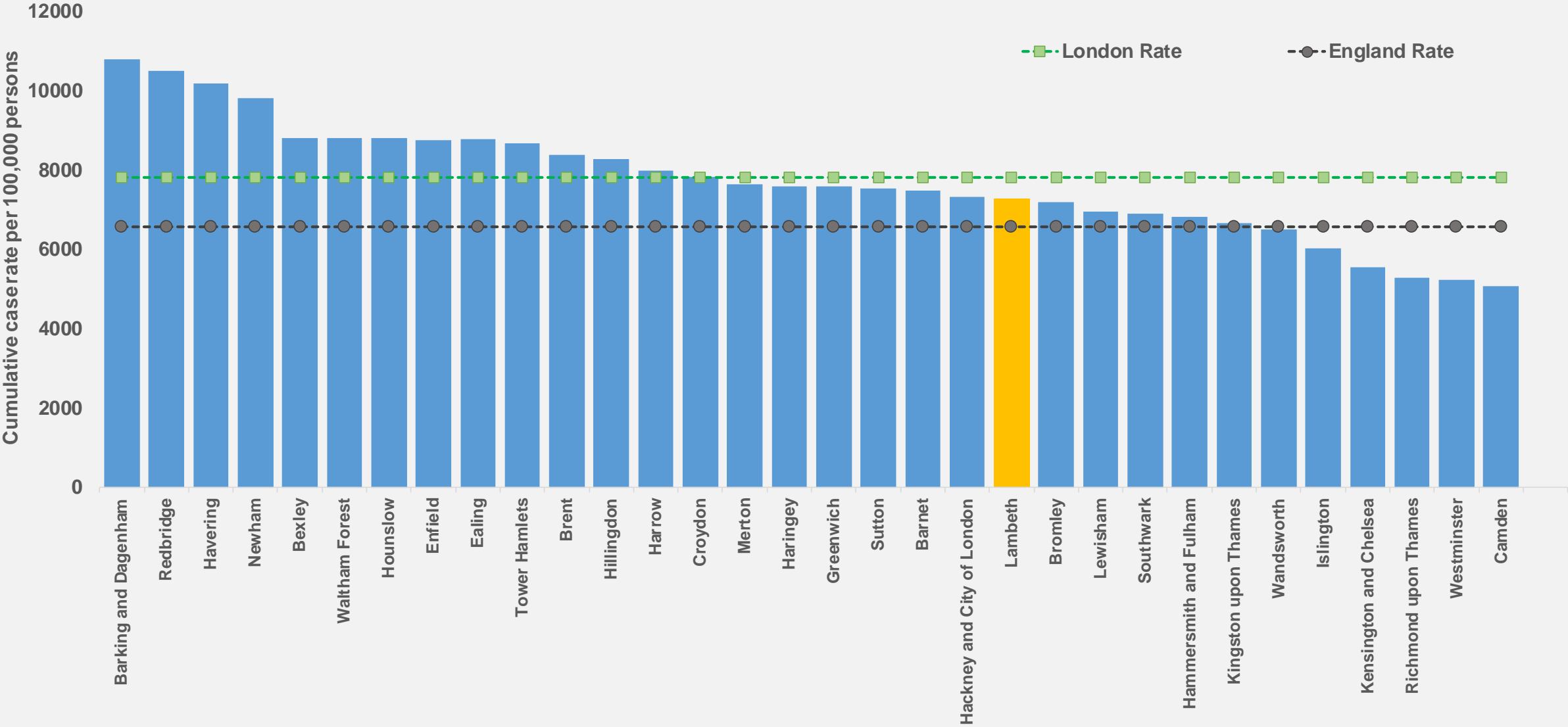


How many lab confirmed cases are in the borough weekly?

Includes both Pillar 1 and Pillar 2 data. Please note that only partial data may be included in the most recent day(s). Sample dates in the last four days are subject to reporting delays



Which London borough has the highest cumulative case rate?



Source: <https://coronavirus.data.gov.uk>

Coronavirus (COVID-19) – data resources

COVID-19 case data

Source: <https://coronavirus.data.gov.uk>

Last updated:

08/03/2021 16:00

Latest specimen date:

07/03/2021

COVID-19 death data

Source:

<https://www.ons.gov.uk/peoplepopulationandcommunity/healthandsocialcare/causesofdeath/datasets/deathregistrationsandoccurrencesbylocalauthorityandhealthboard>

Last updated:

02/03/2021

Latest week ending:

19/02/2021