

Childcare Sufficiency Assessment (CSA)
2019-20
London borough of Lambeth

Contents	Paragraph
1 Overall assessment and summary	1
2 Demand for childcare	25
3 Supply of childcare	43
4 Funded early education	53
5 Prices	69
6 Quality of childcare in our area	77
7 Parents and providers views of sufficiency in our local area	80
8 Providers and providers views of sufficiency in our local area	92
Appendix of additional data/information	95

1. Overall assessment and summary

About Childcare Sufficiency Assessments

1. Our council is required by law to 'report annually to elected council members on how they are meeting their duty to secure sufficient childcare, and make this report available and accessible to parents'.¹ We have prepared this report in order to meet this duty.
2. Having sufficient childcare means that families are able to find childcare that meets their child's learning needs and enables parents to make a real choice about work and training. This applies to all children from birth to age 14, and to children with disabilities. Sufficiency is assessed for different groups, rather than for all children in the local authority.
3. In this report, we have made an assessment of sufficiency using data about the need for childcare and the amount of childcare available, including additional feedback from local parents about how easy or difficult it has been for them to find suitable childcare.
4. This report assessment uses the Childcare Sufficiency Assessment template developed by the Greater London Authority (GLA) for use by Local Authorities to ensure a more consistent and comparative approach across London. The report includes supplemental information and analysis based on local preferences.
5. Securing sufficient childcare does not mean that the Local Authority provides childcare itself (although they may do in certain circumstances). The Local Authority role is one of market facilitation. We use information about childcare sufficiency to plan our work supporting the local childcare economy.

Overall Sufficiency in our area

6. Our Childcare Sufficiency Assessment indicates that there is sufficient childcare in Lambeth. Ofsted inspection gradings also confirm that provision is also of a particularly high standard. Our assessment that there is currently sufficient early years education and childcare for children under five years old, across the borough is based on the fact that:
 - Early years and childcare providers across all provider types have reported significant levels of vacancies
 - Childcare providers identified vacant spaces available for 2, 3 and 4 year old free early learning (funded childcare) with many expressing a desire to offer additional funded places and increase the capacity of their provision if required.
 - Uptake rates for free early learning for 2 year-old and funded childcare for 3 and 4 year-olds are good in comparison to statistical neighbours and the inner London average.

Key findings from our Childcare Sufficiency Assessment

7. Particular focus was given to the following groups in looking at overall sufficiency for children in Lambeth. Findings have informed actions and areas of development (see [Areas of development](#))

¹ Statutory guidance on Early Education and Childcare, effective from 1 September 2017. The wording of the 2014 statutory guidance, effective until this date, is identical.

[identified as a result of the 2019-20 CSA report assessment](#) – paragraph 24) identified as a result of our assessment.

Free early learning for 2 year olds

8. Increasing awareness of and encouraging uptake of the free early learning entitlement is a key priority for Lambeth. Eligibility for the government scheme is largely economically targeted, focusing primarily on supporting families that meet a low-income household threshold. A significant amount of work is spent promoting and creating awareness of the entitlement to encourage take up – currently 63% in our borough.
9. Lambeth's uptake rates for 2 year old free early learning are actually positive when looking at statistical neighbours and other London boroughs. From a local sufficiency point of view however it is important to establish why the significant 37% of children are not accessing a place. Sufficient childcare for 2 year olds also acts as a useful ongoing indicator as to whether the local childcare market can accommodate the demand when all children reach the universal age for free part time childcare (the term following their third birthday).
10. When looking at the possible reasons 37% of eligible children do not access their free entitlement we considered the following as possible reasons:
 - Sufficiency - are there not enough 2 year old funded childcare places in Lambeth for families to access?
 - Awareness - do eligible families not know about the free entitlement?
 - Interest - do families not want to use childcare for their 2 year old?
11. From the sufficiency perspective our local data, including survey responses from Lambeth providers, indicates that there is sufficient childcare provision to offer families these places and increase uptake. There is also potentially opportunity to deliver more funded spaces in Lambeth by encouraging more of our registered childminders to participate in the scheme.
12. In terms of awareness, findings suggest this is positive. All Lambeth families identified by the DfE (Department for Education) as eligible based on DWP (Department for Work and Pensions) are sent written correspondence to inform them. Of the parents of early years children that completed our survey, 97% indicated aware of free early learning and funded childcare, whilst only 3% were not.
13. Interest will always be the hardest question to answer given that the families we struggle to engage with will also have been less likely to respond to our survey. Of the relatively few survey respondents that indicated they were eligible for free childcare but do not use it, individual responses stated reasons including:
 - Wanting to prioritise time with their child
 - Concerns over the impact on other entitlements
 - Not knowing if they were eligible for it
 - Not knowing how to make the application
 - Not being able to access the full entitlement because their child only attends 2 hours per day and referring to their son's special needs as being for the reason they were not offered more.
14. Our report findings therefore indicate that interest and awareness are the most significant barriers for a third of Lambeth families not accessing free early learning and not a lack of childcare places, though it this is not necessarily the case for some families with a child with SEND.

Universal (15 hour) funded early education for 3 and 4 year olds

15. Lambeth maintains a consistent uptake for 3 and 4 year olds accessing funded early education, which is comparative to other London boroughs. In addition to private, voluntary and independent nurseries and childminders, Lambeth have five high quality, maintained nurseries offering spaces for 2, 3 and 4 year old. When carrying out this sufficiency assessment, all of these childcare provision types informed us that they have additional capacity and a desire to offer more spaces, which indicates that sufficiency of 3 and 4 year old funded places is also not an issue in Lambeth.
16. The most significant issues our parent survey identified about funded childcare included:
 - Having to wait until the start of the term following their child's third birthday to access their entitlement
 - Being offered very limited session time to access 'free' hours (an example indicated only 4 sessions per week, for 2.5 hour sessions only)
 - Free childcare being 'pro-rata' against 'core hour' childcare (example indicates not being able to claim free hours against 8am-6pm, for the 3 days they use childcare).
 - Having no alternative to choosing a 'state nursery' because parent couldn't afford 'top up fees' for private nursery
 - The best childcare provision being hard to get in to.

Working parent's (30 hour) funded early education for 3 and 4 year olds

17. Since September 2017, eligible working parents have been entitled to access an additional 15 hours of funded early education for their 3 and 4 year olds. This has created increased pressure on spaces across the borough with full time childcare becoming more attainable for families. Lambeth's uptake rates however are particularly high and the local childcare market has adjusted well to meet the increased demand.
18. From our childcare survey, individual parent issues with the 30 hour extended hours scheme in Lambeth included:
 - Feeling their child should have access to 30 hours free childcare because the parent is studying
 - Feeling that 30 free hours for 3 and 4 year olds and 15 hours for 2 year olds should be available to everyone otherwise it's unfair
 - Parent working part time but not enough hours to get 30 hours free childcare and not having enough cover from the standard 15 hours entitlement to cover their working hours.

Childcare before and after school

19. Out of school childcare in Lambeth is particularly important for working families. Lambeth has a significant number of wraparound childcare options for working parents with a number of breakfast clubs and after school clubs operating at local schools. In addition, many Ofsted registered childminders provide services before and after school, including a school drop off and/or a school pick up to ensure parents with school age children can access a combination of care to meet atypical hours.

Childcare for children with special educational needs and disabilities (SEND)

20. The total number of 2 year olds with SEND benefitting from a free early learning place in Lambeth has increased annually for the past three years, as well as the overall percentage of all funded children with

SEND. This is positive considering that both the total number of children with SEN Support or an EHCP and the overall percentage of total funded children with SEND has been decreasing across inner London.

21. However, 3 and 4 year old children with SEND benefitting from universal funded early education has reduced for the past three years. Concerningly, both the total number with SEN Support or EHCP and the percentage of total children with SEN Support or EHCP has decreased. This is against the trend across London.
22. An area of development identified, to encourage more SEND children to access early years provision, is to obtain and publish enhanced information about SEND experience of individual childcare providers and accessibility of their childcare premises. This is to give families more confidence in choosing childcare and a more informed choice about the services available to them.

Childcare during atypical hours (outside 8am to 6pm on weekdays)

23. Whilst our parent survey indicated that the highest need for childcare was during Monday to Friday, 8am and 6pm, the number of providers in Lambeth offering atypical hours has almost certainly been underestimated in this report. An area of development has been identified to obtain and add necessary local data for individual childcare providers to allow more robust reporting on availability of childcare for atypical hours.

Areas of development identified as a result of the 2019-20 CSA report assessment

24. The Lambeth CSA report and two associated surveys carried out (childcare provider survey and parent/carer survey) have helped identify the follow areas of development:
 - Increased promotion of the financial support available for residents towards the costs of Ofsted registered childcare (e.g. tax-free childcare)
 - Enhanced analysis of Lambeth's two year old funding uptake and identification of targeted outreach and support for parents/carers to encourage use of their free early learning entitlement
 - Identify and publish enhanced information about relevant SEND experience of Lambeth childcare providers to
 - o better inform parents/carers of children with SEND looking for suitable childcare options
 - o identify training needs and support for local childcare providers to help them deliver more inclusive childcare
 - Identify and publish more detailed information about the accessibility of venues and premises in Lambeth used for childcare delivery
 - Recording additional pricing data for childcare provision and more detail data by age (*in the Synergy FIS database*)
 - Identifying and recording local data (in the Synergy FIS database) to indicate and then report on atypical hours offered by Lambeth childcare providers.

2. Demand for childcare

Population of early years children²

25. For the purposes of this CSA we have used GLA population data throughout. These population estimates allow us to look comparatively at age data from 0-14 years throughout our report but also to compare against other local authorities by using a shared approach to CSA. Local health data for our early years children suggest these GLA estimates for Lambeth may be a little high and this could be the case for older children also.
26. In total, there are an estimated 20,240 children under the age of five living in Lambeth. These children may require early years childcare.

Total numbers by age

Age	Number of children
Age 0	4,445
Age 1	4,192
Age 2	3,979
Age 3	3,819
Age 4*	3,805

* Some four-year-olds will have started reception

27. A breakdown of Lambeth's early years population by Ward ([Early years age breakdown by Ward](#) - paragraph 96) can found in the [Appendix](#) of additional data/information. This offers a view of potential childcare demand at a more localised level.

Population of school age children³

28. In total there are an estimated 25,761 children aged 5-11, and 9,572 children aged 12-14 living in our local authority. These children may require childcare before and after school, and/or during the school holidays.

Numbers by age

Age	Number of children
Age 5	3,720
Age 6	3,773
Age 7	3,884
Age 8	3,687
Age 9	3,717

² GLA population data estimates for 2019 obtained from the London datastore at <https://data.london.gov.uk/dataset/gla-population-projections-custom-age-tables>

³ GLA population data estimates for 2019 obtained from the London datastore at <https://data.london.gov.uk/dataset/gla-population-projections-custom-age-tables>

Age 10	3,502
Age 11	3,477
Age 12	3,277
Age 13	3,283
Age 14	3,012

29. Data at a Ward level has been included in the appendix ([School age breakdown by ward](#) - paragraph 97) to highlight by local area where potential demand for out of school may be. However, a child's school location may be more likely to determine the location of required wraparound childcare, as opposed to the child's home address.

Demographic information about children in Lambeth

Deprivation

30. Lambeth continues to be an area with significant levels of deprivation and increasing inequality. Data from the 2019 English Indices of Deprivation⁴ shows that comparative deprivation in the borough has steadily declined since 2010, when Lambeth was ranked the 14th most deprived local authority in England. This is in line with most other London authorities, but it is important to recognise that this indicates a change in deprivation relative to other areas, and does not necessarily indicate a change in circumstance for individual residents.

Year	Ranking of Lambeth in most deprived English Local Authorities	Number of English LAs
2010	14	327
2015	22	327
2019	42	318

31. Coldharbour ward continues to have the highest proportion of Lower Super Output Areas in the 30% most deprived nationally, followed by Vassall, Princes, Ferndale, Gipsy Hill, Knights Hill, Larkhall, Stockwell and Tulse Hill wards.
32. The wards with the lowest proportion of Lower Super Output areas in the 30% most deprived nationally are Streatham South and Clapham Common, followed by St Leonard's, Brixton Hill, Herne Hill, Streatham Wells and Thurlow Park.

Number of children with special educational needs and disabilities

33. Children with special education needs and disabilities (SEND) are entitled to support with childcare up to the age of 18 (age 14 for children who do not have a special need or disability). The number of children

⁴ English indices of deprivation data available at <https://www.gov.uk/guidance/english-indices-of-deprivation-2019-mapping-resources#indices-of-deprivation-2019-local-authority-dashboard>

in Lambeth with an Education, Health and Care (EHC) plan - or with an assessment in progress for an EHCP - in our local authority⁵ is:

Age	Number of children with a current EHCP	Number of children with an assessment in progress for EHCP	<i>Combined total</i>
Birth to school age (0-4 years)	83	37	120
Primary school (reception to year six) (5-11 years)	1007	72	1079
Secondary school (year seven to thirteen) (12-18 years)	1143	28	1171
Total	2233	137	2370

34. In Lambeth the highest number of primary and secondary school age children with an EHCP reside in the Coldharbour Ward. A breakdown by Ward has been provided in the appendix ([paragraph 98](#)) to suggest where specialist childcare and education provision may be most needed.
35. Children's needs change over time and are identified at different ages. Among the youngest children, SEND may only be identified when they start in childcare or school, and it can take some time from problems being identified to an EHC plan being issued. In Lambeth, the youngest child with an EHC plan (or an assessment in progress for an EHC plan) is 2 years old. This would therefore suggest that the number of children with SEND aged 0-4 is an underestimate as some children have SEN but do not have an EHC plan.

Identifying early years children with SEND

36. The [Mary Sheridan Centre for Child Health](#) provides local health services and support to children with SEND and their families. Local data provides a clearer indication on the number of early years children in Lambeth identified as having a special need or disability.
37. A total of 168 children under the age of 5 years old are currently known to the Mary Sheridan Centre in relation to ASD (Autism spectrum disorder), either diagnosed or currently under assessment. There 103 children under the age of 5 years old diagnosed with Complex Needs currently known to the Mary Sheridan Centre.⁶
38. These figures indicate that potentially 271 children may require enhanced or additional care requirements from local childcare providers in Lambeth.
39. A full breakdown by Ward can be found in the appendix showing the children known to Mary Sheridan ([ASD - paragraph 99](#), and [Complex Needs - paragraph 100](#)) indicating where there is potentially increased need for early years childcare provision to meet the needs of these children.

⁵ Figures based on SEN data obtained from Lambeth's Mosaic system as of 29 September 2019.

⁶ Figures as of 15 October 2019, based on children diagnosed or currently with an assessment in progress

Children with SEND accessing funded childcare through free early learning

40. In 2019, there were 339 three and four-year-old children with SEN Support in Lambeth education settings, and 68 with EHCP Plans⁷. There were also 50 children with SEN Support, and 6 with an EHCP, accessing free two year old places.
41. London and inner London figures indicate that the number of funded 3 and 4 year olds with SEN Support or EHCP accessing early years provision is increasing. Lambeth's comparative annual uptake figures however, indicate that fewer of these 3 and 4 year olds are accessing Lambeth childcare providers.

Year	Number of funded 3 and 4 year olds in early years provision	Number with EHCP	Number with SEN Support	Total number with SEN Support or EHCP	% of total children with SEN Support or EHCP	Comparative average % for London	Comparative average % for Inner London
2019	6635	68	339	407	6.1	7.3	7.9
2018	6670	90	372	462*	6.9	7.2	7.5
2017	6830	72	457	529	7.7	7.1	7.6

42. Lambeth's uptake figures for funded two-year-olds in early years provision also contrast to figures for inner London, with significantly more children with SEN Support or EHCP accessing free early learning in Lambeth. This particularly high percentage is influenced significantly by the increased number of children with SEN support.

Year	Number of funded 2 year olds in early years provision	Number with EHCP	Number with SEN Support	Total number with SEN Support or EHCP	% of total children with SEN Support or EHCP	Comparative average % for London	Comparative average % for Inner London
2019	847	6	50	56	6.6	3.7	3.7
2018	930	5	21	26*	2.8	3.7	3.6
2017	910	7	26	33	3.6	3.7	4.0

**figures calculated manually due to discrepancy in dataset*

⁷ Data informed by January 2019 Census and available from <https://www.gov.uk/government/statistics/education-provision-children-under-5-years-of-age-january-2019>

3. Supply of childcare

Number of early years providers and places

43. In total, there are 444 childcare providers in our local authority, offering 9301 early years childcare places:

Type of provision	Number of providers	Number of registered places
Childminders*	242	1323
Nursery classes in schools ('Nursery class in Primary Schools')	51	2060 ⁸
Maintained nursery schools ('Nursery schools')	5	592 ⁹
Private, voluntary and independent nurseries ('Day Nurseries', 'Pre-School Playgroups', 'Childcare on Non-domestic premises')	146	5326 ¹⁰

* Some childminder places may also be available for older children.

The data in this table was correct on: 20/09/2019

44. For private, voluntary and independent nurseries and childminders, the number of registered places represents the maximum number of children who can be on the premises at any given time. In practice, many providers choose to operate below their number of registered places.
45. Children may attend childcare full time or part time. This table records places for children who are attending full time, or for as many hours as the setting is open. In some cases, two or more children attending part time may use one full time equivalent place. For example, one child may attend in the morning and one child may attend in the afternoon.
46. Many Lambeth schools offer nursery provision. In most cases this is for three and four-year-old children only during school hours, though some do offer places for two year old children and some flexibility over how hours are taken.

A full breakdown of Lambeth [early years provision by Ward](#) can be found in the appendix (paragraph 101).

⁸ Figure based on Summer 2019 uptake of 2, 3 and 4 years old free early learning in Primary Schools

⁹ Figure based on Summer 2019 uptake of 2, 3 and 4 years old free early learning in maintained nursery schools

¹⁰ 17.8% of PVI data not available at time of publishing

Early years vacancies

<i>Type of provision</i>	<i>Number of providers</i>	<i>Total number of vacancies</i>
Childminders*	242	458
Nursery classes in schools	51	33 ¹¹
Maintained nursery schools	5	47
Private, voluntary and independent nurseries	146	994 ¹²

47. Our local data indicated vacancies across all Wards of Lambeth. Vacancy rates however are a snapshot, and often change rapidly. In some cases, providers may have a vacancy which is only available for a specific age group, or for a particular part time arrangement. [We ask providers to report vacancies to us so we can help promote them. Not all choose to do this]. In general, vacancy rates are higher in the autumn (September), when children move to school.

Early years atypical hours

48. Childcare is most commonly delivered during the typical working day – between 8am and 6pm on weekdays. Some parents require childcare outside these times in order to fit with their work or other responsibilities. The number of childminders and PVI's offering childcare for atypical hours in our local authority is:

<i>Type of provision</i>	<i>Number of providers</i>	<i>Available before 8am weekdays</i>	<i>Available after 6pm weekdays</i>	<i>Available weekends¹³</i>
Childminders	242	21	15	71
Private, voluntary and independent nurseries	146	23	16	19

¹¹ This figure is seen as significantly below a true reflection for vacancies in nursery classes in primary schools Lambeth as vacancy data was only available from six of the 51 providers at time of publishing

¹² 29.4% of PVI data not available at time of publishing

¹³ This includes availability at any time during the weekend, not necessarily for the whole weekend

Number of school age providers and places

49. In total, there are 151 providers of childcare for school age children during term time, and 56 providers of childcare for school age children during the holidays. There are 247 childminders that could potentially provide school age childcare but we have listed data based on 33 childminders that have recently told us they are currently providing care for school age children.

<i>Type of provision</i>	<i>Number of providers</i>	<i>Number of registered places</i>
Breakfast club	70	5089 ¹⁴
After-school club	81	1956 ¹⁵
Childminders*	33	107
Holiday club	56	301 ¹⁶

50. Tracking supply of childcare for school age children is particularly difficult because not all of this type of provision is registered with Ofsted. It is very likely that we have under-counted the provision of breakfast and afterschool clubs and holiday clubs. Parents may also use provision which is not considered 'childcare', for example sports or arts clubs after school or in the holidays.

School age vacancies

51. Childminders currently providing care for school age children indicated a total of 44 vacancies available (though some of these spaces could relate to early years children). Childminders are registered by Ofsted for a limited numbers of children between the ages of zero to eight year old. They are not limited to the number of children age over 8 years old that they can care for, as long as this does not impact on the quality of childcare they can offer to those children aged under 8.
52. No vacancy data was available for breakfast clubs, after-school clubs and holiday clubs at the time of publishing this report.

¹⁴ Breakfast club data available for 49% of identified providers for 'Total number of places'

¹⁵ After school club data available for 41% of identified providers for 'Total number of places'

¹⁶ Holiday provision data available for 16% of identified providers for 'Total number of places'

4. Funded early education

Introduction to funded early education

53. Some children are entitled to free childcare, funded by the government. These entitlements are for 38 weeks per year.
- From the term following their third birthday, all children aged 3 and 4 are entitled to 15 hours per week until they start reception class in school
 - Children aged 3 and 4 where both parents are working, or from lone parent families where that parent is working, are [entitled](#) to 30 hours per week until they start reception class in school¹⁷
 - Children aged 2 whose families receive certain benefits (including low income families in receipt of in-work benefits), or those who meet additional non-economic [criteria](#), are entitled to 15 hours per week. Nationally, about 40% of 2 year olds are entitled to this offer, but the proportion varies by area.
54. Parents do not have to use all the hours of their funded entitlement. They may choose to split them between providers. With the agreement of their provider, parents may also spread them across the year – for example, rather than taking 15 hours for 38 weeks a year they could take just under 12 hours for 48 weeks a year.
55. More information about funded early education can be found at www.lambeth.gov.uk/freeearlylearning

Take up of funded early education¹⁸

56. The proportion of eligible children taking up their funded place (for at least some of the available hours) in Lambeth is:

Age	% of eligible children
Age 2	63%*
Age 3 and 4	87%

The data in this table is based on Department for Education data for January 2019

Breakdown of funded early education take up by age of children

Age	% of eligible children
Age 2	63%*
Age 3 and 4	87%

¹⁷ Available to families where each parent (or one parent in a single adult household) are earning the equivalent of working sixteen hours per week on the minimum wage, and up to £100,00 year

¹⁸ DfE national statistics 'Education provision: children under 5 years of age, January 2019' available at <https://www.gov.uk/government/statistics/education-provision-children-under-5-years-of-age-january-2019>

3 year olds	87%
4 year olds	87%

Proportion of 2-year-old children in Lambeth entitled to funded early education

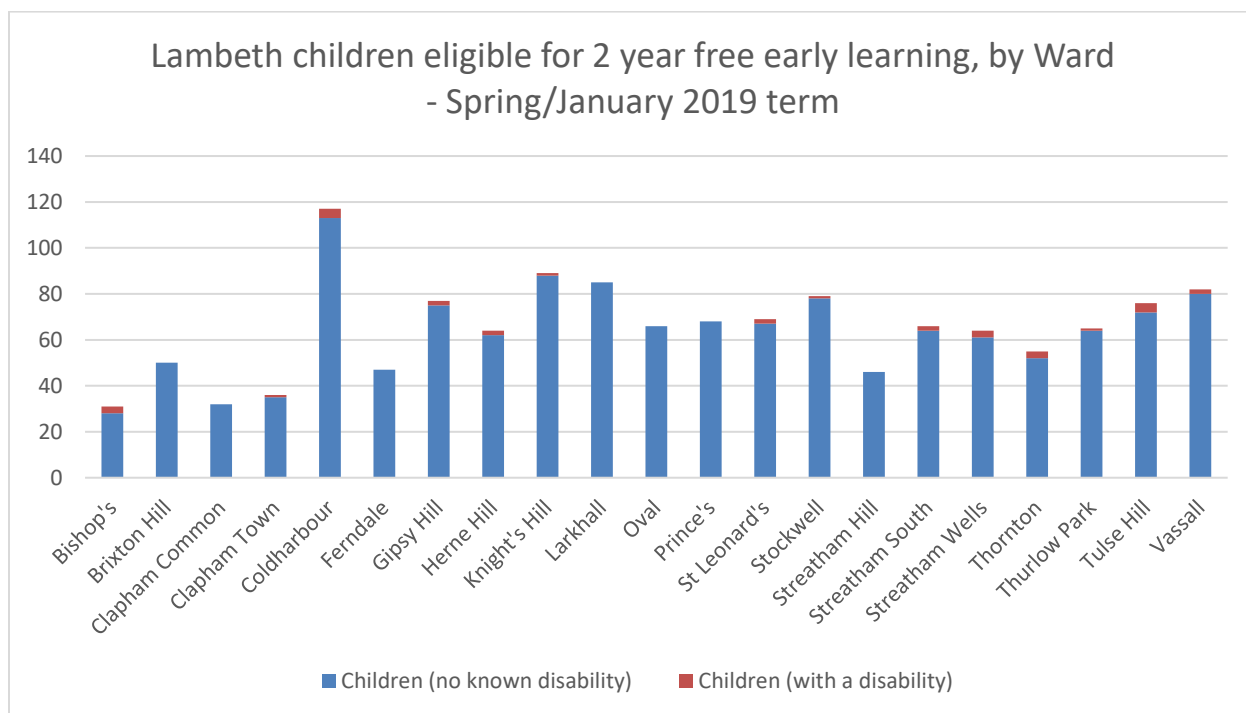
57. In our local authority, more than 35% of 2 year olds are entitled to funded early education. This equates to around 1364 children per year in 2019.

Eligibility of 2-year-old children in Lambeth by Ward¹⁹

58. DWP data supplied by the DfE allows us to map eligibility against Ward, identifying Coldharbour has the highest number of eligible children.

Ward	Children (no known disability)	Children (with a disability)	Total
Bishop's	28	3	31
Brixton Hill	50	0	50
Clapham Common	32	0	32
Clapham Town	35	1	36
Coldharbour	113	4	117
Ferndale	47	0	47
Gipsy Hill	75	2	77
Herne Hill	62	2	64
Knight's Hill	88	1	89
Larkhall	85	0	85
Oval	66	0	66
Prince's	68	0	68
St Leonard's	67	2	69
Stockwell	78	1	79
Streatham Hill	46	0	46
Streatham South	64	2	66
Streatham Wells	61	3	64
Thornton	52	3	55
Thurlow Park	64	1	65
Tulse Hill	72	4	76
Vassall	80	2	82
	1333	31	1364

¹⁹ Based on DWP data supplied by DfE to identify families eligible in January 2019 term for 2 year old funding

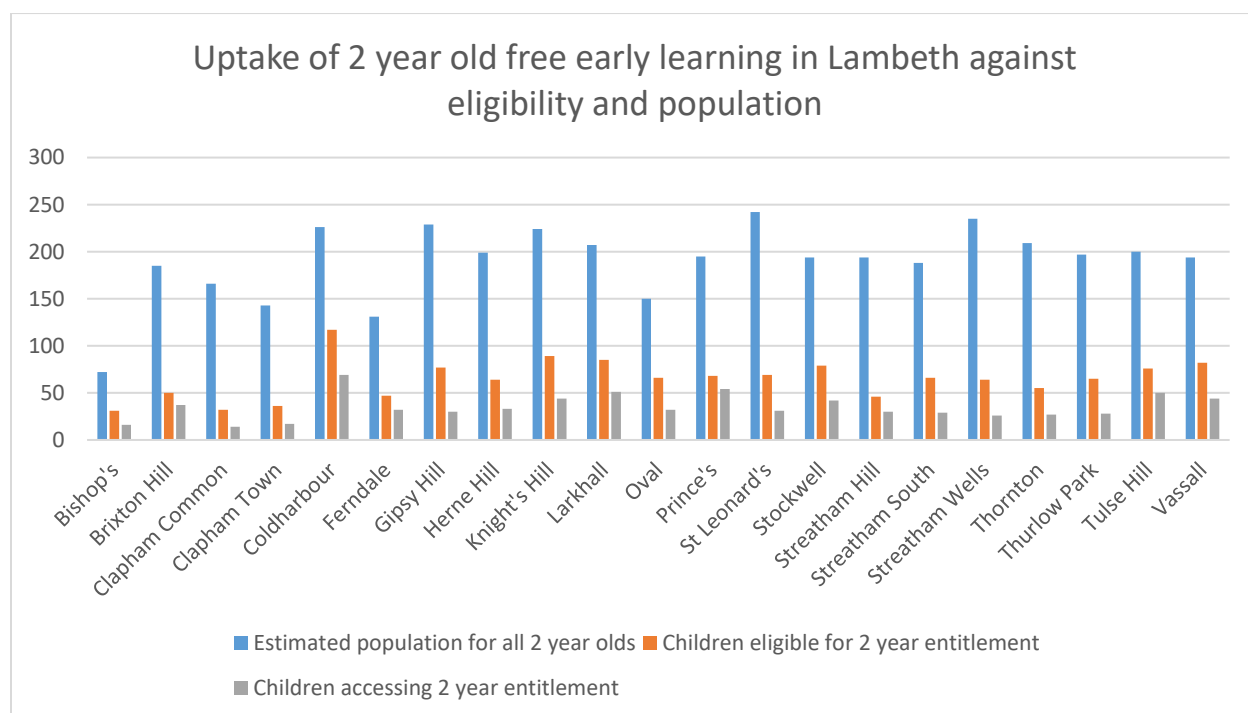


Uptake of 2-year-old children in Lambeth by Ward against eligibility and population

59. When determining the uptake percentage for our local authority, the DfE base their calculation on the total number of eligible children in Lambeth against the total number of children accessing their 2 year entitlement in Lambeth. Lambeth's published uptake percentage for the January 2019 term was 63% (based on estimated figures provided to the DfE) however analysis of local data in hindsight suggests this figure is closer to 62%. This calculation is based on comparing:
- the DWP eligibility data provided to our local authority in November 2018 indicating how many children would be eligible for the January 2019 term (Spring 2019 term).
 - Lambeth's Early Years Census data for January 2019 detailing all of the funded 2 year old places accessed that term.
60. The table below highlights the number of children eligible and accessing the entitlement based on their home postcode and an uptake percentage by individual Ward.
61. The data also indicates where 2 year old funded places were being delivered (irrespective of where the child lives) to indicate the supply of free early learning places across specific Wards in Lambeth.

Ward	Estimated population for all 2 year olds	Children eligible for the 2 year entitlement	Children accessing their 2 year entitlement	Percentage of eligible children accessing their 2 year entitlement in Lambeth	Childcare places delivered in this area
Bishop's	72	31	16	52%	33
Brixton Hill	185	50	37	74%	49
Clapham Common	166	32	14	44%	10
Clapham Town	143	36	17	47%	47
Coldharbour	226	117	69	59%	84
Ferndale	131	47	32	68%	29

Gipsy Hill	229	77	30	39%	14
Herne Hill	199	64	33	52%	45
Knight's Hill	224	89	44	49%	48
Larkhall	207	85	51	60%	89
Oval	150	66	32	48%	27
Prince's	195	68	54	79%	72
St Leonard's	242	69	31	45%	40
Stockwell	194	79	42	53%	27
Streatham Hill	194	46	30	65%	25
Streatham South	188	66	29	44%	40
Streatham Wells	235	64	26	41%	33
Thornton	209	55	27	49%	38
Thurlow Park	197	65	28	43%	27
Tulse Hill	200	76	50	66%	32
Vassall	194	82	44	54%	36
<i>Non Lambeth postcode</i>	<i>NA</i>	<i>NA</i>	109	<i>NA</i>	<i>NA</i>
Totals	3980	1364	845	62%	845



Non-Lambeth children accessing 2 year entitlement with childcare providers in our borough

62. There is an expectancy that some of our eligible two years olds residing in Lambeth cross the borough boundary in order to access their entitlement at a childcare provider in a neighbouring local authority.

This is often the case for families living on the edge of borough/Ward boundaries or for working parents/carers that would prefer a childcare provider closer to their place of work. This is common across London and although we cannot yet quantify how many of our eligible Lambeth families have taken up their placement by doing this, our data tells us that 109 non-Lambeth children accessed their two year entitlement with childcare providers in our borough. These children are included by the DfE when calculating uptake percentage for local authorities.

63. Though all Wards in our borough have at least one or more children from non-Lambeth postcodes accessing provision for their free early learning entitlement, Wards in the very North (Bishop's, Princes) and the West (Larkhall, Clapham Town) / South West (St Leonard's) of the borough see the most children coming from neighbouring boroughs to access funded childcare for their two year olds. These wards with the higher number of non-Lambeth residents directly border neighbouring boroughs of Southwark and Wandsworth. Wards like Ferndale, Tulse Hill and Streatham Wells that do not border other boroughs see just one or two non-residents accessing childcare.

Ward	Children with a non-Lambeth postcode accessing 2 year free early learning
Bishop's	12
Brixton Hill	4
Clapham Common	4
Clapham Town	10
Coldharbour	7
Ferndale	1
Gipsy Hill	2
Herne Hill	4
Knight's Hill	5
Larkhall	15
Oval	3
Prince's	9
St. Leonard's	10
Stockwell	3
Streatham Hill	3
Streatham South	3
Streatham Wells	2
Thornton	5
Thurlow Park	2
Tulse Hill	2
Vassall	3
Grand Total	109

3 and 4-year-old funded entitlement applications

64. Parents who think they are entitled to a 30 hour extended hours place apply for this online through the Government's Childcare Support [website](#). The same website is used to apply for tax free childcare and parents can apply for either or both. If a parent is eligible, the system creates a code which they can use with their chosen childcare provider. If they are ineligible, they will still be entitled to the universal 15 hours of early education and childcare.
65. The following table includes the number of Lambeth families that the DfE have identified as being eligible for the 30 hour extended entitlement. As with free early learning for 2 year olds, families are not restricted to accessing their funded entitlement with childcare providers in the borough they reside. Non-Lambeth residents also access childcare in our borough, which would explain why the number accessing exceeds the number identified as eligible.

<i>Step</i>	<i>Number of families</i>	<i>% of families applying</i>
Applied for a place	1565	NA
Eligible for a place	1460	93%
Accessing a place	1527	98%

The data in this table is based on Department for Education data in 2019

Providers offering funded early education places

66. Providers are paid directly by government for delivering funded early education. They are not required to offer them to parents, but of course parents may choose to use a different provider if they do not. Some providers offer a restricted number of funded places.

<i>Type of provision</i>	<i>Number of providers</i>	<i>Age 2 targeted</i>	<i>Age 3 and 4 universal 15 hours</i>	<i>Age 3 and 4 – extended 30 hours</i>
Childminders	242	49%	61%	27%
Nursery classes in schools	51	16%	100%	92%
Maintained nursery schools	5	100%	100%	100%
Private, voluntary and independent nurseries	146	75%	82%	77%

Comparing take up of funded early education in Lambeth over time

<i>Age</i>	<i>2019</i>	<i>2018</i>	<i>2017</i>	<i>2016</i>
Age 2 – targeted	63%	64%	59%	60%
Age 3 and 4	87%	87%	85%	86%

Comparisons to other local authorities

Age	Lambeth	Wandsworth	Southwark	London	England
Age 2 – targeted	63%	67%	61%	56%	68%
Age 3 and 4	87%	86%	82%	84%	94%

67. Funded early education take up rates in London, particularly Inner London, are consistently and considerably lower than the national average. Uptake figures for 2 year old funded early education in Lambeth since 2016 have remained significantly higher than the London average. Combined uptake figures for 3 and 4 year olds for the same period are also on par with or above the London average.

Lambeth's funded early education places and vacancies

68. To assess the sufficiency of free early learning spaces across the borough, childcare providers were surveyed to find out how many funded spaces were available and how many spaces were accessed in the Spring (January) 2019 term. The figures below reflect the number of spaces that were not taken up, indicating that a lack of places is not the reason for our current uptake rates.

<i>Private, voluntary and independent nurseries</i>	<i>Available spaces not accessed</i>
2 year old funded spaces available	146
3 year old universal funded spaces available	138
3 year old extended funded spaces available	179
4 year old universal funded spaces available	190
4 year old extended funded spaces available	169

<i>Childminders</i>	<i>Available spaces not accessed</i>
2 year old funded spaces available	21
3 year old universal funded spaces available	29
3 year old extended funded spaces available	17
4 year old universal funded spaces available	27
4 year old extended funded spaces available	16

5. Prices

Prices of early years childcare

69. For early years childcare outside the funded entitlements, we report on average prices per hour, reported to us by settings. There may be variations to prices based on the number of hours a family uses, with reductions for longer hours, or discounts for sibling groups. There may be additional payments for additional services, e.g. lunch and other meals which are not included in these prices.
70. The prices listed below provide an indication of average hourly costs for early years children accessing different type of childcare provision in Lambeth. Local data currently only allows us to define one hourly rate per provider however it is common for price ranges to differ for early years children based on age. Childcare for under 1 year olds is often the most expensive. It is common to see fees reduce when a child turns 2 year old. Providers often charge a separate rate for children aged 3 and 4 years old.

	<i>Private, voluntary and independent nurseries</i>	<i>School and maintained nursery schools which make charges to parents</i>	<i>Childminders</i>
Price per hour	£7.01	NA	£7.36

71. Coram Family and Childcare (previously known as the Family and Childcare Trust) publish an annual Childcare Survey that includes national price comparisons for childcare provision. Costs are broken down and presented differently to how local data is recorded in Lambeth but a rough comparison is included below using information from the Childcare Survey 2019.

<i>Childcare Survey 2019 - Nursery rates</i>				
		Under two year olds	Two year olds	Average
Cost for 25 hours	England	£ 128.98	£ 125.77	£ 127.38
	Inner London	£ 174.54	£ 163.01	£ 168.78
Calculated hourly rate	England	£ 5.16	£ 5.03	£ 5.10
	Inner London	£ 6.98	£ 6.52	£ 6.75
	Lambeth PVI nurseries	£ 7.01	<i>Local data not comparable</i>	

<i>Childcare Survey 2019 - Childminder rates</i>				
		Under two year olds	Two year olds	Average
Cost for 25 hours	England	£ 114.37	£ 112.92	£ 113.65
	Inner London	£ 159.46	£ 156.91	£ 158.19
Calculated hourly rate	England	£ 4.57	£ 4.52	£ 4.55
	Inner London	£ 6.38	£ 6.28	£ 6.33
	Lambeth childminders average			£ 7.36

Prices of school age childcare

72. For school age children during term time, we report on average prices before school per day, after school per day, and for childminding per hour. For holiday childcare, we report on holiday club prices per week.

<i>Setting and price unit</i>	<i>Price</i>
Breakfast club per day	£4.07
After-school club per day	£10.10
School age childminder per hour	£8.68
Holiday club per week	£82.70

73. Comparative local data against the Coram Family and Childcare Childcare Survey 2019 suggests Lambeth has a slightly more affordable after school childcare.

<i>Childcare Survey 2019 - weekly price of an after school club for children age 5-11</i>	
England	£ 58.17
Inner London	£ 57.75
Lambeth	£ 50.50

Tax-Free Childcare to help with the costs of childcare

74. The higher childcare prices in London are a key reason why it is important for the local authority to heavily promote and encourage uptake of [Tax-Free Childcare](#) for working parents and carers in Lambeth. Families with a Tax-Free Childcare account can receive 20% top up on childcare costs up to a total of £2,000 per year per child (£4,000 for a disabled child).
75. The age groups with the highest numbers of used Tax-Free Childcare accounts are one year olds and two year olds respectively²⁰. This fits with our knowledge that childcare costs are highest for these age groups.

²⁰ <https://www.gov.uk/government/collections/tax-free-childcare-quarterly-statistics>

76. Although the number of families accessing Tax-Free Childcare increases annually, national HMRC research²¹ highlights that many families wish they had known about tax free childcare sooner. Some parents/carers only find out about the scheme when they were applying for funded hours (free early learning) and have called for better publicising of the scheme to improve awareness.

²¹ <https://www.gov.uk/government/publications/tax-free-childcare-perceptions-of-impact>

6. Quality of childcare in Lambeth

Ofsted inspection grades

77. All childcare providers must register with and be inspected by Ofsted, who give them an overall grade for the quality of their provision. Childminders and private and voluntary providers are on the Early Years Register, and schools and standalone maintained nursery schools are on the Schools register. The grades for both registers are equivalent. Schools with nurseries have an overall inspection grade for the whole school and most also have a separate early years grade.
78. Both schools and early years providers have four possible Ofsted grades: 'outstanding', 'good', 'requires improvement', and 'inadequate'.²² Some providers are still awaiting their first full inspection. These providers are excluded from our calculation.
79. Nursery classes in independent schools do not generally have an Ofsted grade.

<i>Type of provision</i>	<i>Total number of providers</i>	<i>% achieving good or outstanding</i>
Childminders	242	96%
Nursery classes in schools *	51	100%
Maintained nursery schools	5	100%
Private and voluntary nurseries	146	95%
<i>Total</i>	444	98%

* early years grade if available, otherwise overall school grade

²² For more information see <https://reports.ofsted.gov.uk/about-our-inspection-reports>

7. Parents views of sufficiency in our local area

This section includes data we have gathered from parents about childcare.

Overview of parent survey

80. A parent survey was undertaken with the aim of gathering the views of parents and carers that live in Lambeth or use childcare in Lambeth. The survey responses were collected via Survey Monkey between November 2018 and January 2019. Respondents were incentivised by an optional prize draw. A borough wide campaign to promote the survey included
 - marketing via online social media platforms and the Lambeth website
 - printed postcards (flyers) distributed to local libraries, Children's Centres, Primary, Secondary and Special schools and other family focused community organisations
 - local outreach and events
 - engagement with individual service users contacting the Lambeth Families Information Service
 - engagement via local Parent Forums
 - supported promotion from internal Lambeth services including SEN service and Housing service with Lambeth families they are working with
81. The survey included a mix of mandatory and non-mandatory questions and respondents were presented with additional or fewer questions based on how they answered.
82. Our parent survey findings relate to data from a total of 263 completed parent surveys. Postcodes from participants were used to try and map particular findings to specific local areas. However, the low response rates from particular Wards meant this was not overly indicative.

Key findings from Lambeth Parent Survey:

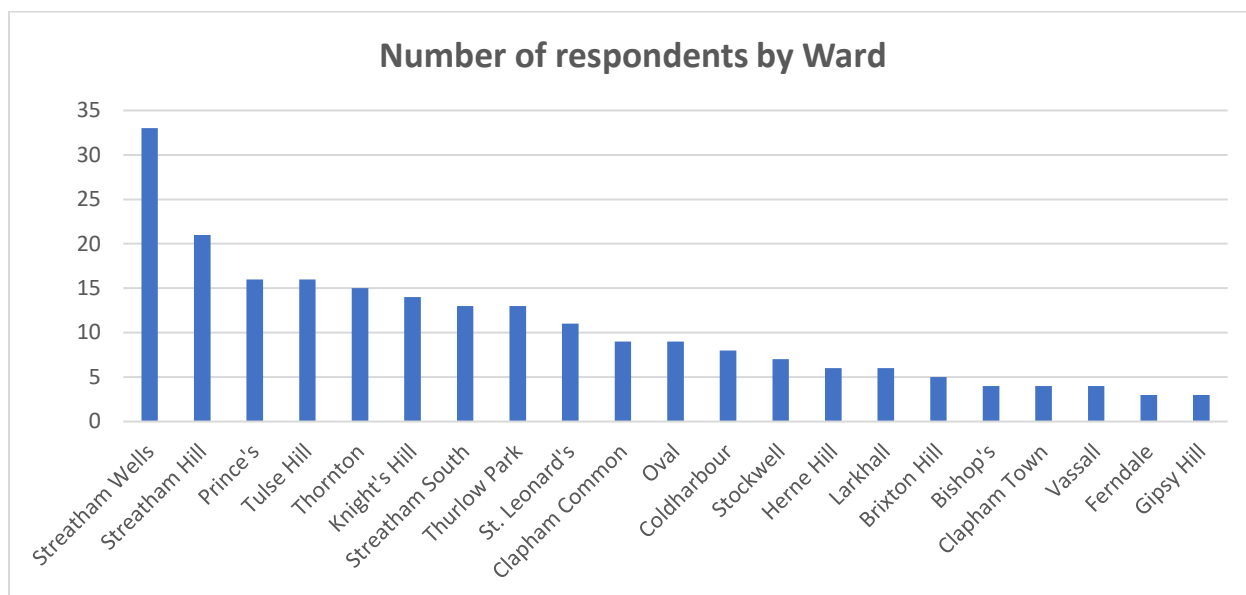
- Enabling themselves to be able work is the main priority for parents/carers of school age children that use childcare.
- Parents and carers of early years age children put considerably more focus on the needs of their child, prioritising the child's social and educational development as well as giving them opportunities to take part in different activities that they will enjoy.
- The main barrier across the Lambeth for parents/carers wanting to access childcare is affordability, with many respondents indicating that the cost of childcare is "too expensive".
- A significant number of families with a child or children with Special Educational Need or Disability feel that available childcare providers cannot meet the specialist needs of their child. However, like all parents, their biggest barrier is still cost of care.

Capturing local feedback from across the borough

83. Lambeth is a large and diverse London Borough, with 21 local wards. In order to assess how the views of families reflected needs in particular areas of the borough, we asked respondents to provide their postcode so as to be able to map certain findings by ward.
84. Findings have been localised where possible but due to the relatively low numbers for particular Wards, this makes overall parent survey findings difficult to conclude for particular areas.

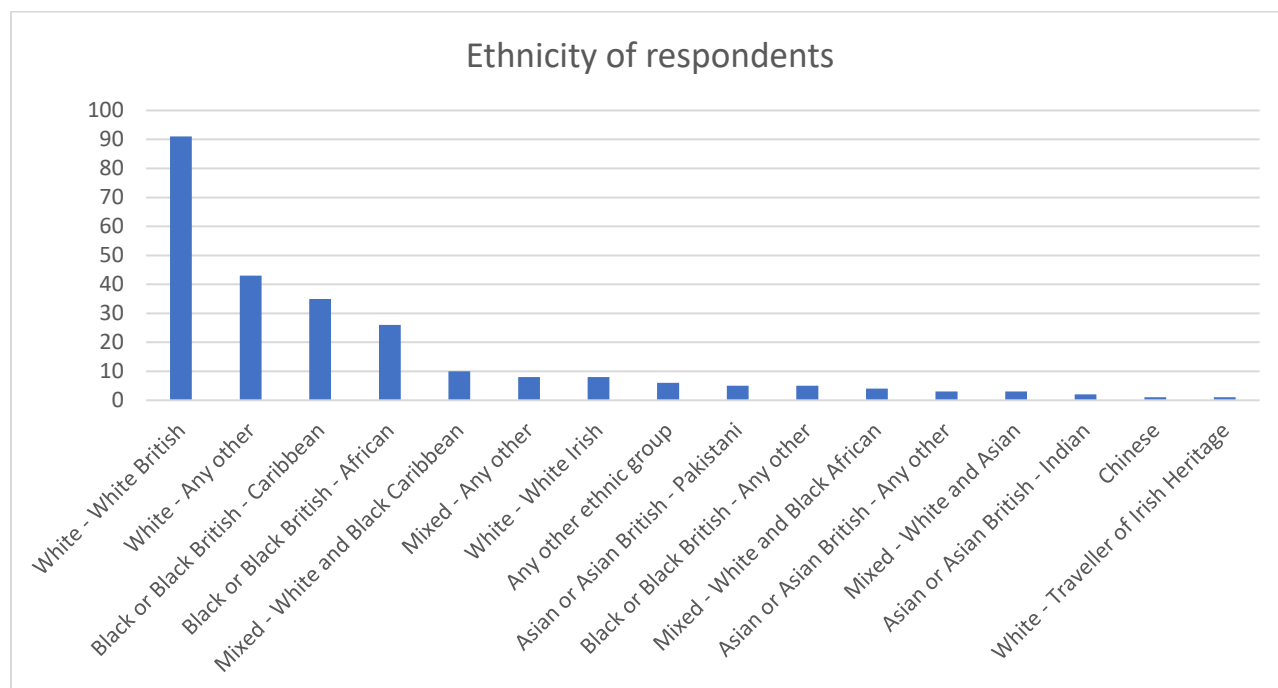
Ward	Number of respondents
Streatham Wells	33
Streatham Hill	21
Prince's	16
Tulse Hill	16
Thornton	15
Knight's Hill	14
Streatham South	13
Thurlow Park	13
St. Leonard's	11
Clapham Common	9
Oval	9
Coldharbour	8
Stockwell	7
Herne Hill	6
Larkhall	6
Brixton Hill	5
Bishop's	4
Clapham Town	4
Vassall	4
Ferndale	3
Gipsy Hill	3
<i>Out of borough*</i>	38

**postcodes identified responses from Bromley, Croydon, Lewisham, Merton, Southwark and Wandsworth. A significant number were found to live on a borough border with Lambeth.*



Overview of our survey respondents

Ethnicity	Number of respondents	Percentage of respondents
White - White British	91	34.60%
White - Any other	43	16.35%
Black or Black British - Caribbean	35	13.31%
Black or Black British - African	26	9.89%
Mixed - White and Black Caribbean	10	3.80%
Mixed - Any other	8	3.04%
White - White Irish	8	3.04%
Any other ethnic group	6	2.28%
Asian or Asian British - Pakistani	5	1.90%
Black or Black British - Any other	5	1.90%
Mixed - White and Black African	4	1.52%
Asian or Asian British - Any other	3	1.14%
Mixed - White and Asian	3	1.14%
Asian or Asian British - Indian	2	0.76%
Chinese	1	0.38%
White - Traveller of Irish Heritage	1	0.38%
<i>Respondent did not want to provide this information</i>	12	4.56%



Relationship to child and household status

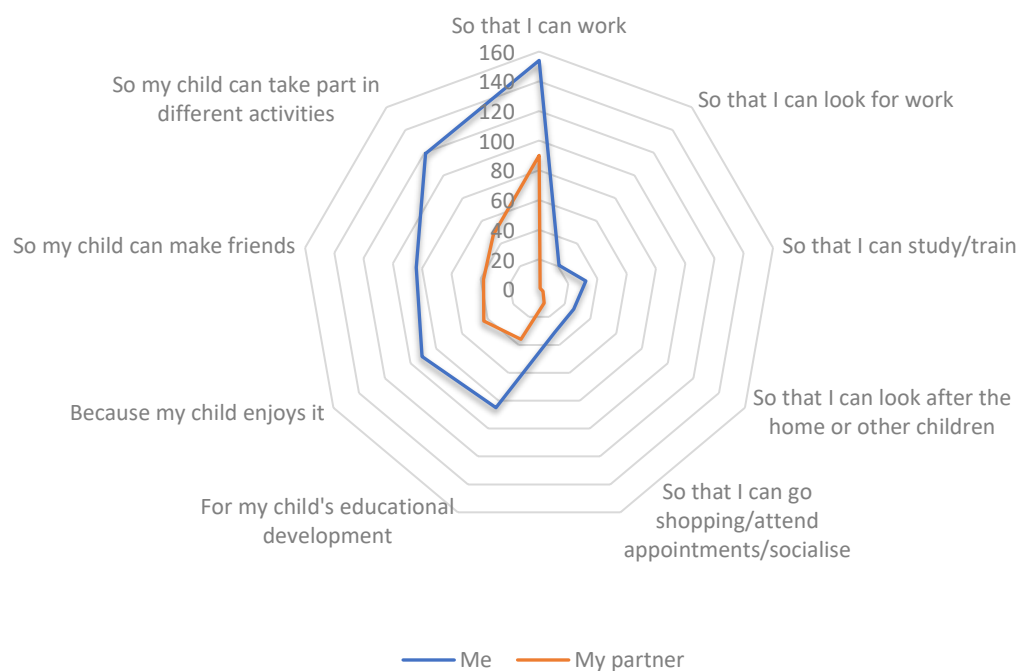
Relationship to child/children	Number of respondents	Percentage of respondents
Mother	242	92.02%
Father	18	6.84%
Other relative	2	0.76%
Guardian/foster carer	1	0.38%

Household status	Number of respondents	Percentage of respondents
I look after my children with my partner (couple parent household)	163	61.98%
I look after my children by myself (single parent household)	100	38.02%

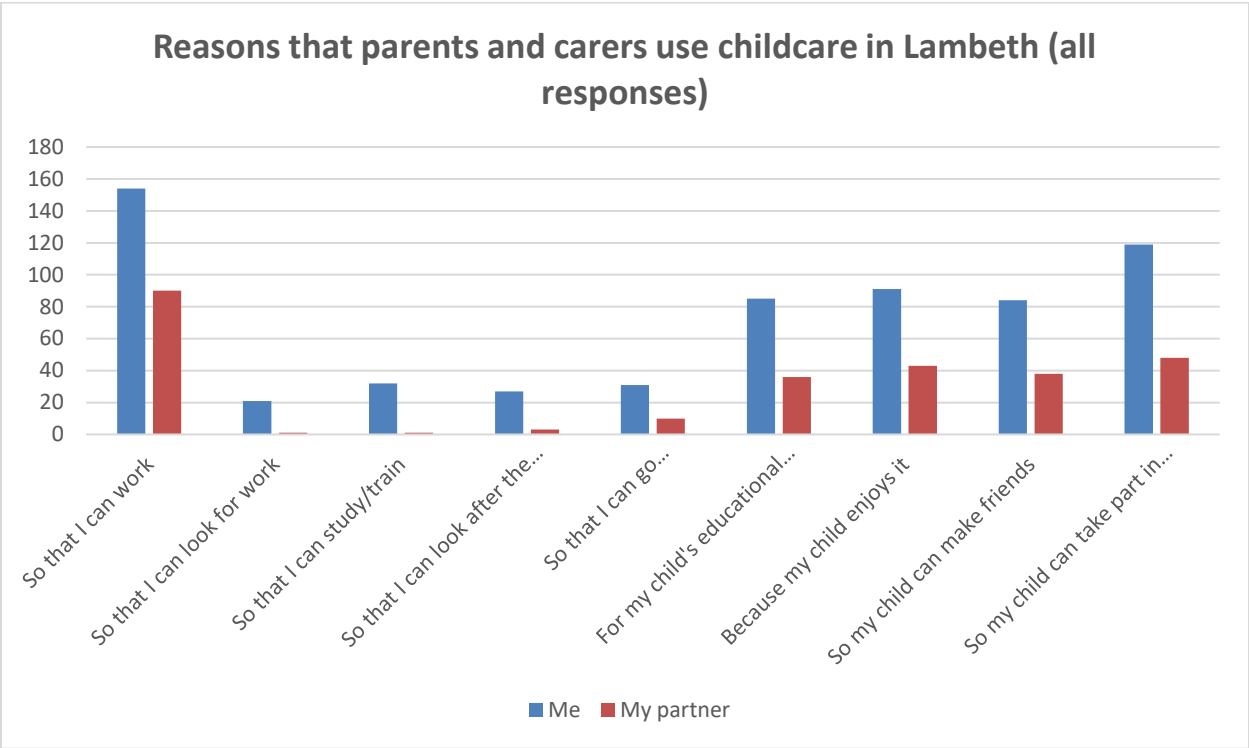
Identifying the reasons for needing to use childcare

85. The most significant reason for parents and carers using childcare in Lambeth is to enable them to work. The next most significant factors related to using childcare to further the child's social and educational development as well as giving them opportunities to take part in different activities that they enjoy.

Reasons that parents and carers use childcare in Lambeth (all responses)

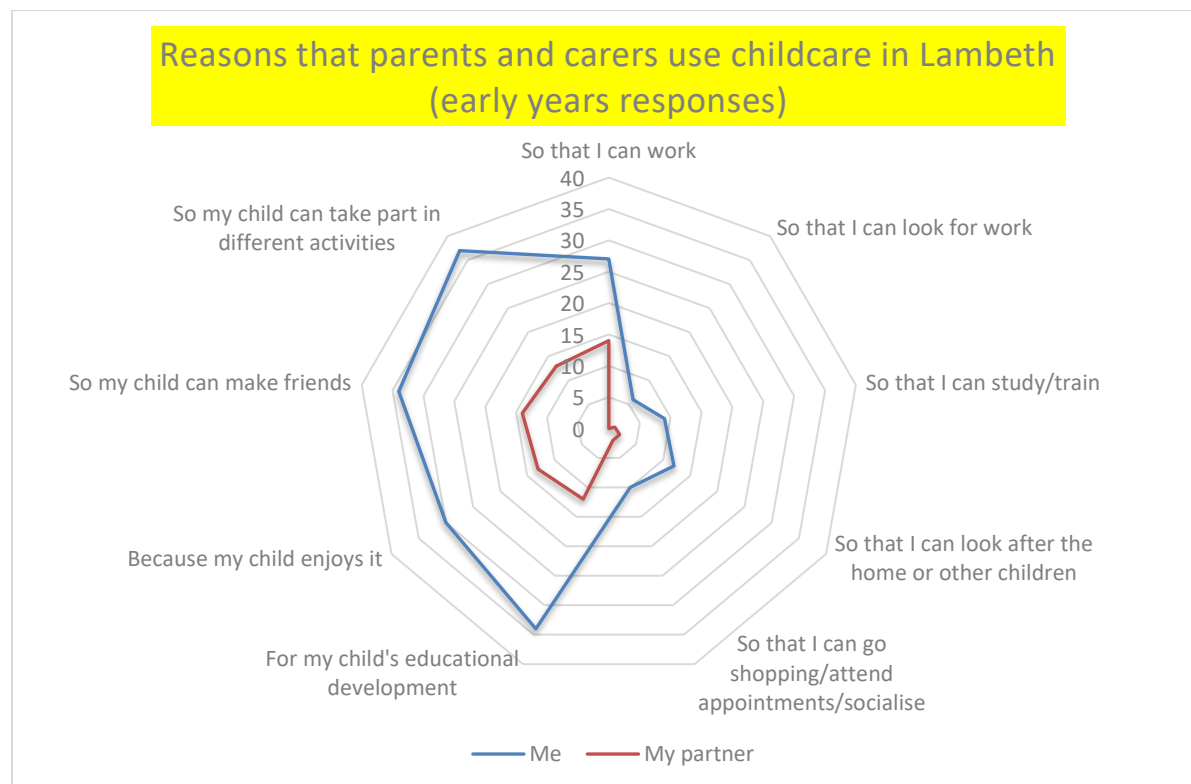


<i>Reasons for using childcare in Lambeth (all responses)</i>	Me	My partner
So that I can work	154	90
So that I can look for work	21	1
So that I can study/train	32	1
So that I can look after the home or other children	27	3
So that I can go shopping/attend appointments/socialise	31	10
For my child's educational development	85	36
Because my child enjoys it	91	43
So my child can make friends	84	38
So my child can take part in different activities	119	48

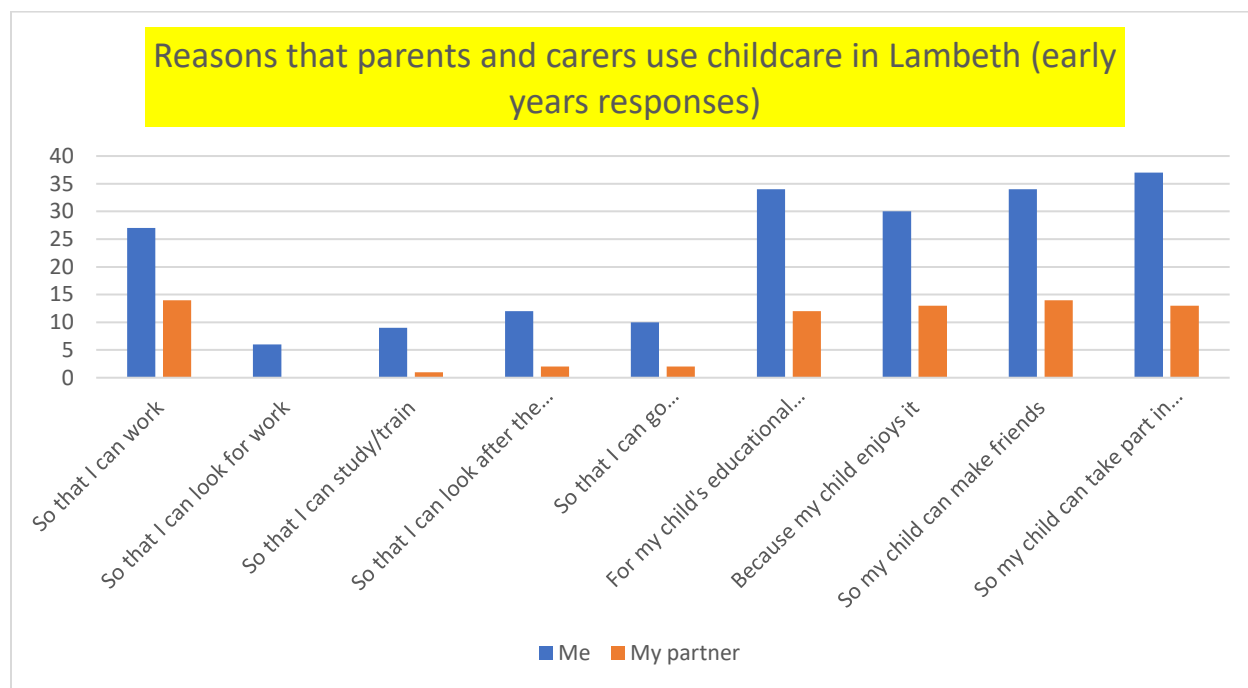


Families with early years age children only

86. Our survey was designed to allow us to look at responses by the age of the child/children in the family. Results for families with only early years age children shift away from enabling the parent/carer to work as being the main motivation to use childcare. Instead, there is a significantly increased focus on the child's individual needs. These priorities relate to socialisation and making friends, the child's educational development, enabling opportunities to do alternate activities and crucially the child enjoying themselves when in the care of a childcare provider.
87. These key benefits, focused on the child rather than the parent, have formed the core approach for Lambeth's publicity and promotion of [two year old free early learning](#) and [three and four year funded early education](#) in recent years.

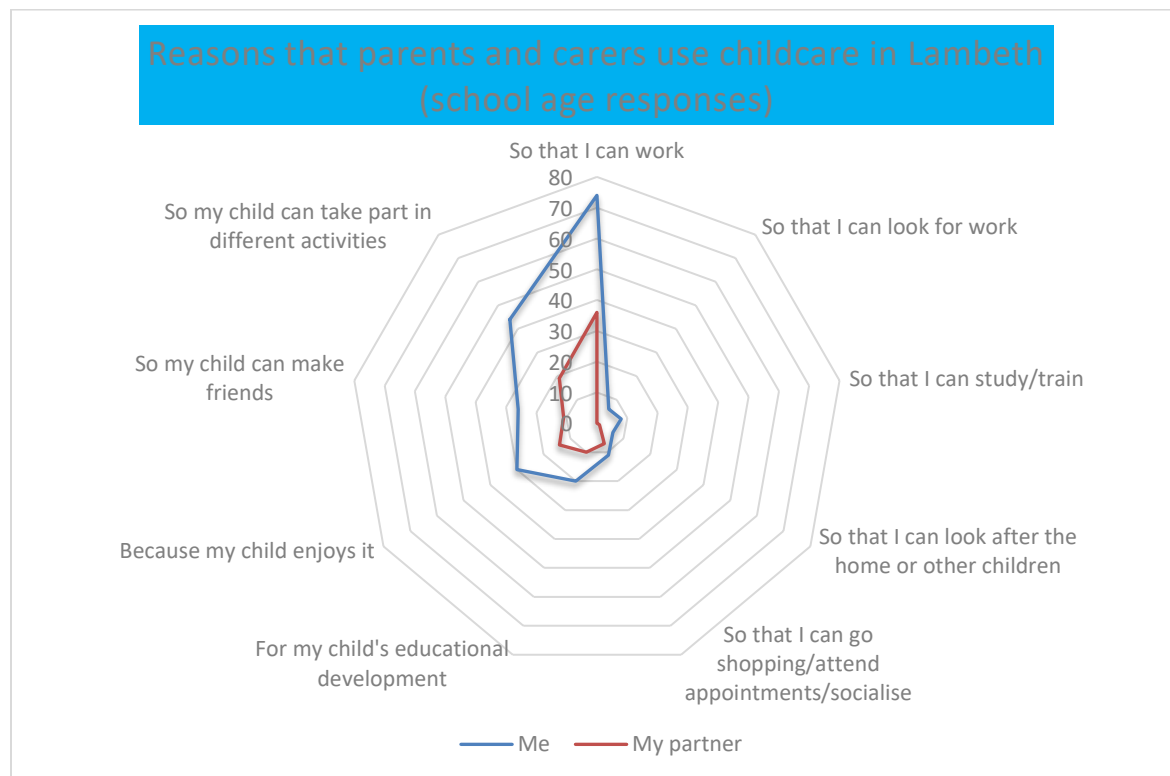


<i>Reasons for using childcare in Lambeth (Early Years responses)</i>	Me	My partner
So that I can work	27	14
So that I can look for work	6	0
So that I can study/train	9	1
So that I can look after the home or other children	12	2
So that I can go shopping/attend appointments/socialise	10	2
For my child's educational development	34	12
Because my child enjoys it	30	13
So my child can make friends	34	14
So my child can take part in different activities	37	13



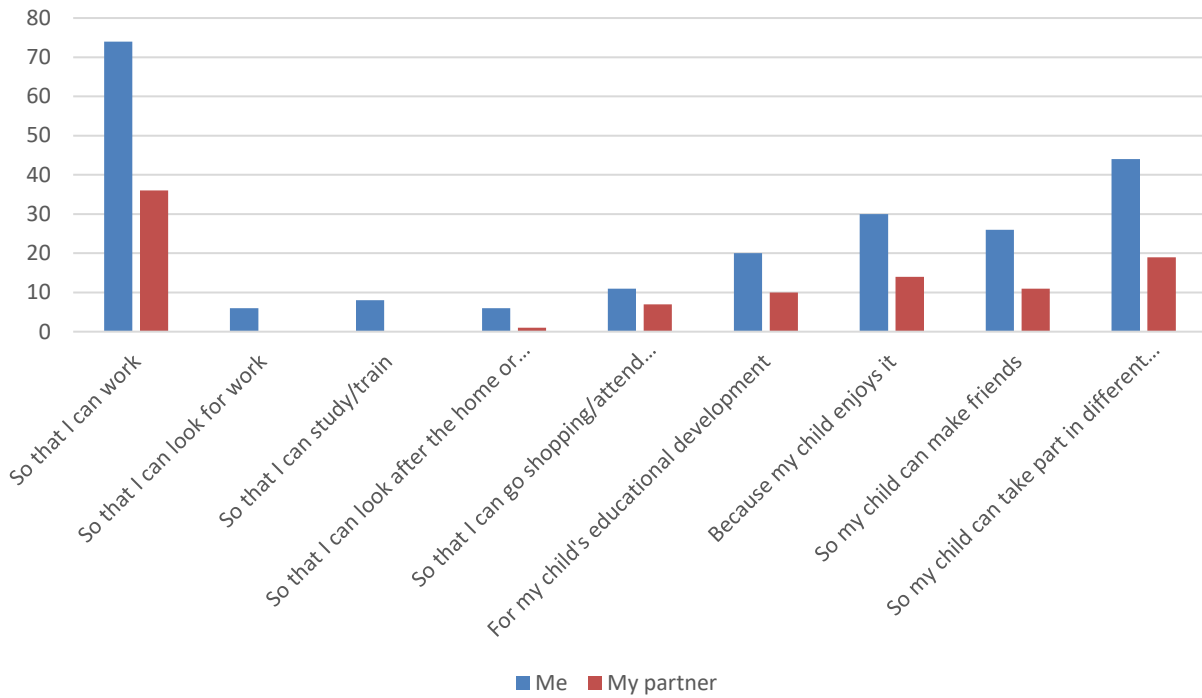
Families with school age children only

88. Results for families with only school age children show a clear preference to the childcare enabling parents/carers to be able to work. Once children are of a compulsory school age, the term time focus can be interpreted as very much the need for wraparound care to enable an early start and/or a late finish to fit around the working hours and commute of the parent/carer.
89. Many parents will use after school club activities or holiday playschemes to enable their child to take part in different activities, which these respondents told us was the next most important consideration for out of school childcare requirements.



<i>Reasons for using childcare in Lambeth (School age responses)</i>	Me	My partner
So that I can work	74	36
So that I can look for work	6	0
So that I can study/train	8	0
So that I can look after the home or other children	6	1
So that I can go shopping/attend appointments/socialise	11	7
For my child's educational development	20	10
Because my child enjoys it	30	14
So my child can make friends	26	11
So my child can take part in different activities	44	19

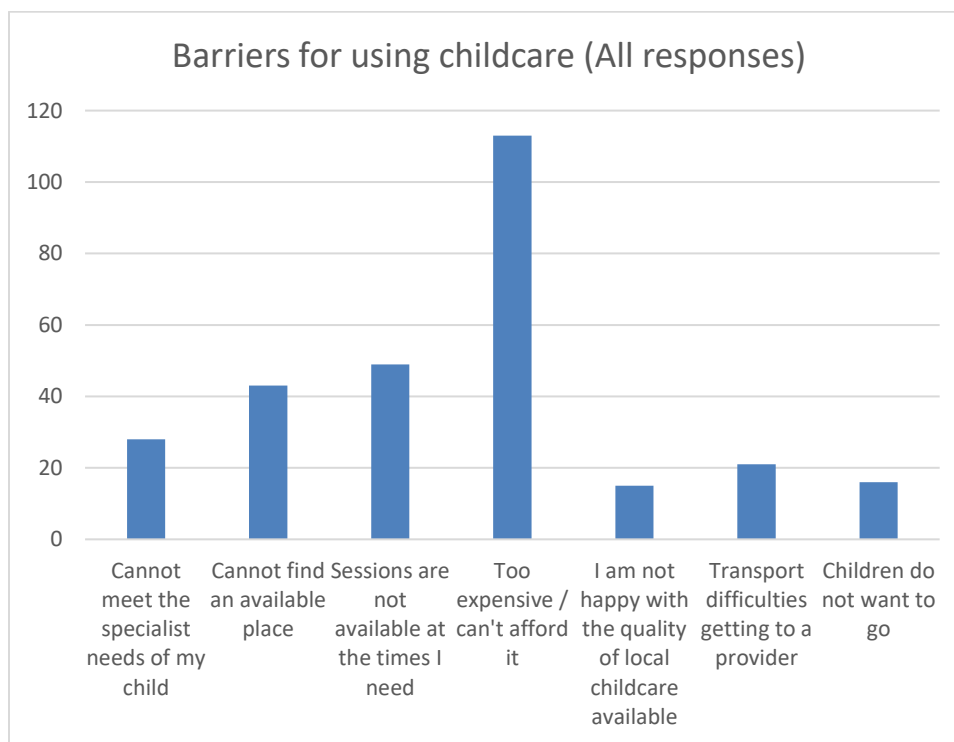
Reasons that parents and carers use childcare in Lambeth (school age responses)



Identifying the barriers for using childcare in Lambeth

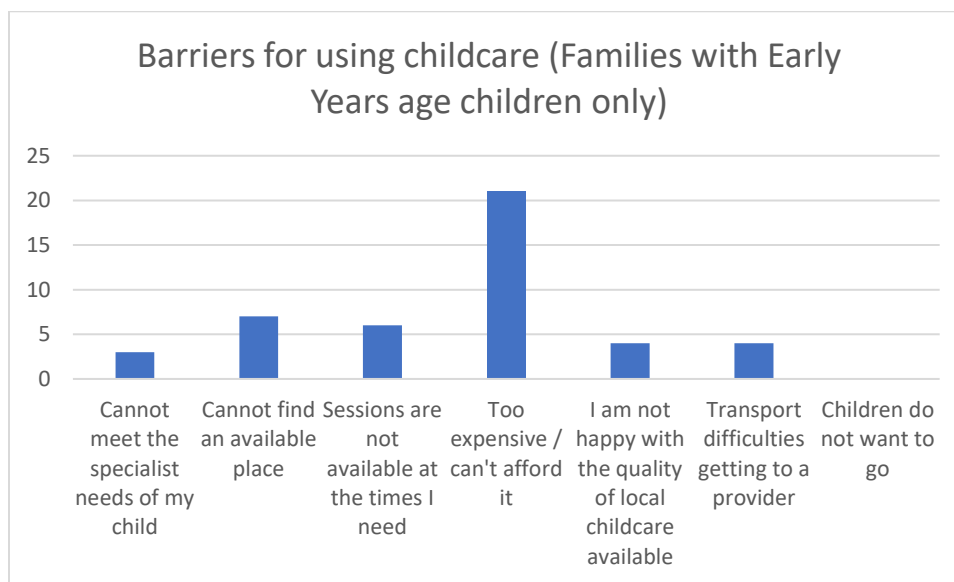
90. Our parent survey asked respondents what the main barriers are that stop them from accessing childcare in Lambeth. An overall view is provided for all respondents, which emphasises the main challenge that the majority of families across London, and England, face – the cost.
91. Affordability of childcare that is perceived as “too expensive” is the main barrier emphasised throughout our survey responses, with figures across all of the different age groups reflecting the same issue.

	All responses
Cannot meet the specialist needs of my child	28
Cannot find an available place	43
Sessions are not available at the times I need	49
Too expensive / can't afford it	113
I am not happy with the quality of local childcare available	15
Transport difficulties getting to a provider	21
Children do not want to go	16



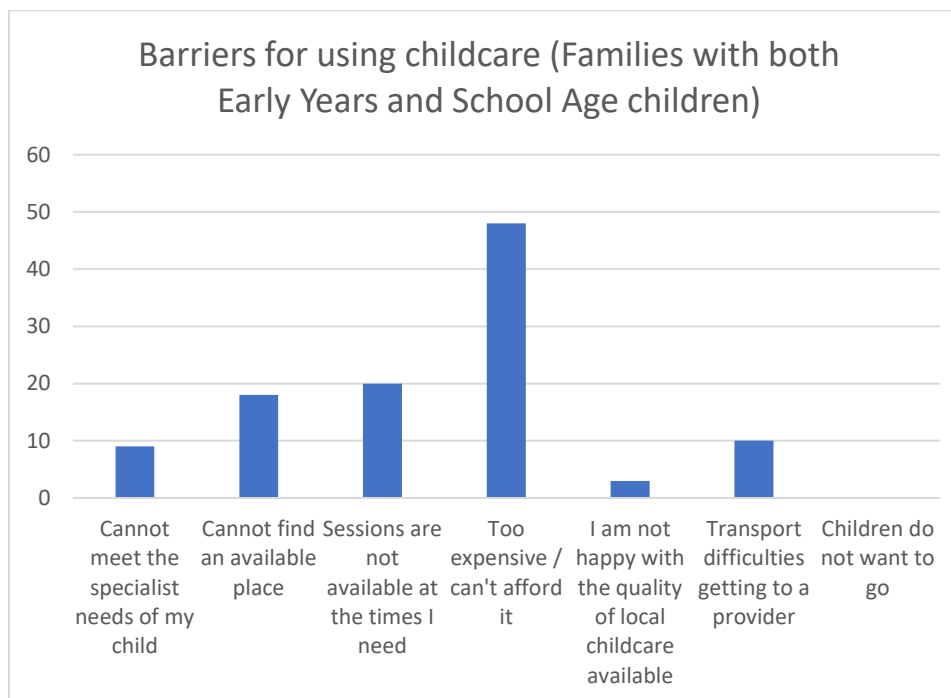
Families with early years age children only

	Early Years age only responses
Cannot meet the specialist needs of my child	3
Cannot find an available place	7
Sessions are not available at the times I need	6
Too expensive / can't afford it	21
I am not happy with the quality of local childcare available	4
Transport difficulties getting to a provider	4
Children do not want to go	0



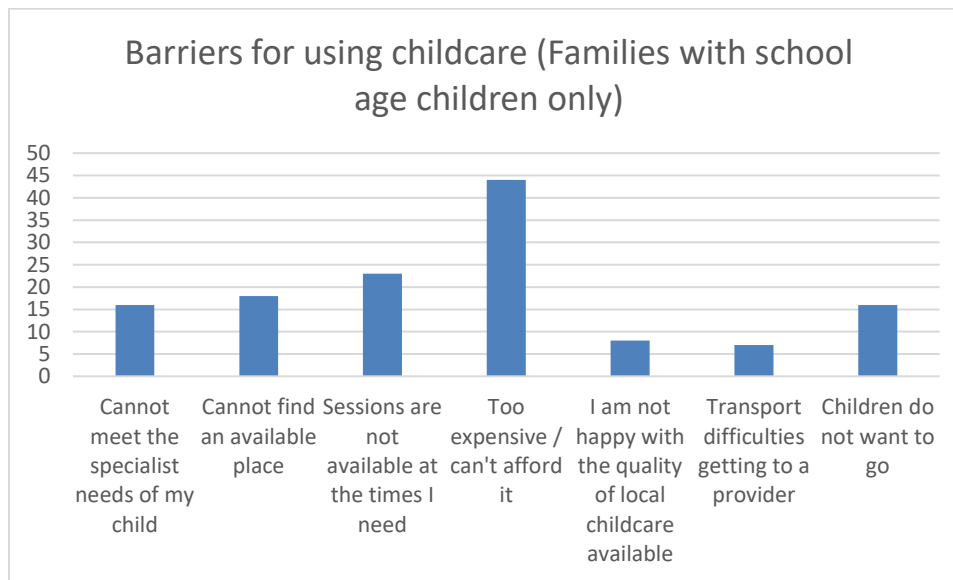
Families with early years age children as well as school age children

	Both Early Years and School Age responses
Cannot meet the specialist needs of my child	9
Cannot find an available place	18
Sessions are not available at the times I need	20
Too expensive / can't afford it	48
I am not happy with the quality of local childcare available	3
Transport difficulties getting to a provider	10
Children do not want to go	0



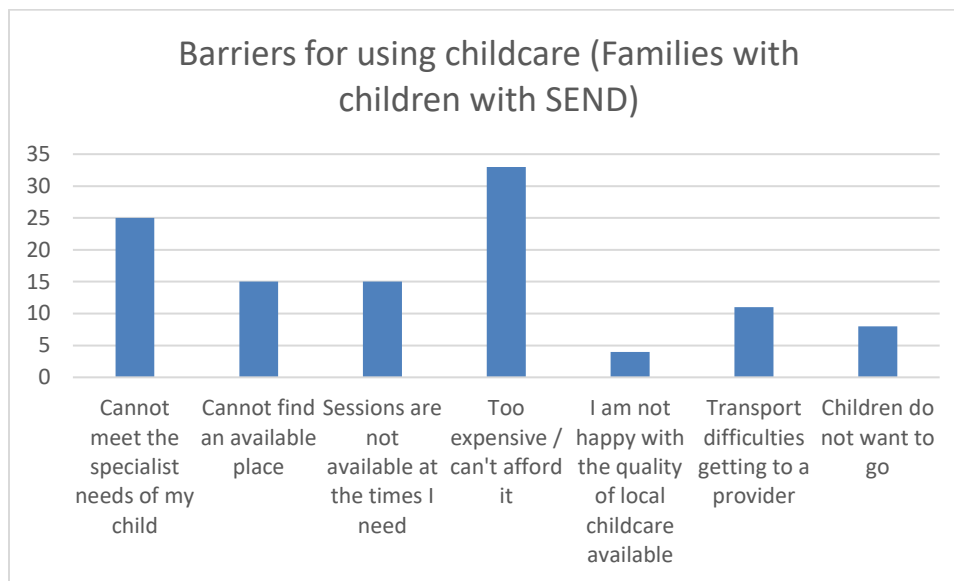
Families with school age children only

	School Age only responses
Cannot meet the specialist needs of my child	16
Cannot find an available place	18
Sessions are not available at the times I need	23
Too expensive / can't afford it	44
I am not happy with the quality of local childcare available	8
Transport difficulties getting to a provider	7
Children do not want to go	16



Families with a child or children with a Special Educational Need and/or Disability

	SEND responses
Cannot meet the specialist needs of my child	25
Cannot find an available place	15
Sessions are not available at the times I need	15
Too expensive / can't afford it	33
I am not happy with the quality of local childcare available	4
Transport difficulties getting to a provider	11
Children do not want to go	8

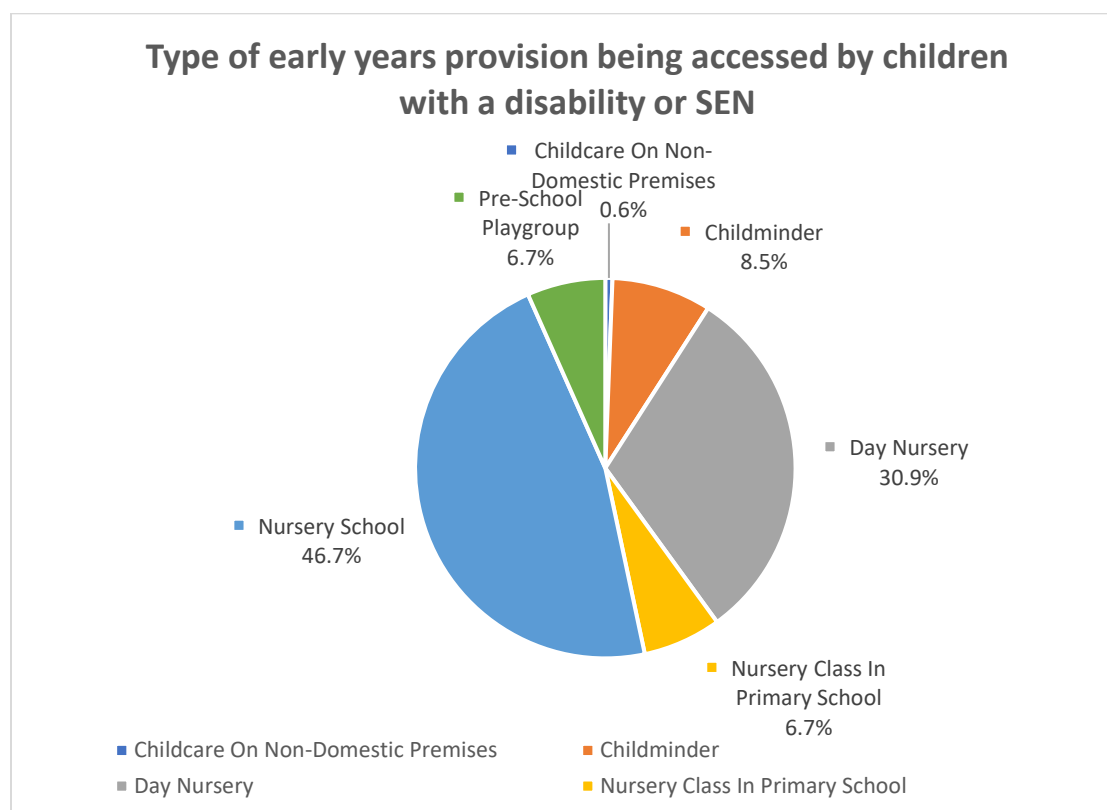


8. Providers views of sufficiency in our local area

92. This section includes relevant data we have gathered from childcare providers and has been referenced in the CSA and overall findings. Key findings from providers that completed our survey indicate that:
- early year children with a disability or Special Educational Need (SEN) are most commonly accessing a maintained nursery school (47%) or a private day nursery (31%) for their care.
 - early years providers have capacity to provide more funded childcare places based on the number of places they reported as not being used and still available

Provision types being accessed by early years children with a disability or SEN

93. Providers were asked how many children with a disability or SEND were currently accessing their provision. The data that was returned (by 25% of providers) indicated that maintained nursery schools and private day nurseries are where most of these children access their childcare.



Childcare provision type	Total number of children with a disability or SEN attending
Nursery School	77
Day Nursery	51
Childminder	14
Nursery Class In Primary School	11
Pre-School Playgroup	11
Childcare On Non-Domestic Premises	1
Total	165

Funded childcare and early learning spaces not utilised for the January 2019 term

94. Childcare providers were asked to indicate how many spaces they offered as funded/free early learning spaces for the term and how many of these spaces were actually accessed. Unused vacancies were calculated by provider type to assess whether sufficiency of childcare spaces was a predominant cause for children not being able to access 2, 3 or 4 year old entitlements. Our provider survey findings identified that sufficiency of early learning places was not a significant issue in Lambeth according to childcare providers.

Unused free early learning places at PVI group settings based on providers that told us the number of places they offered (had available) and the number places that were accessed

Availability of places and uptake of places for free early learning

2 Year Olds: How Many Free Early Learning Places (15 Hrs Per Week) Were Available This Term?	439
2 Year Olds: How Many Free Early Learning Places (15 Hrs Per Week) Were Accessed This Term?	293

3 Year Olds: How Many Universal Places (15 Hrs Per Week) Were Available This Term?	603
3 Year Olds: How Many Universal Places (15 Hrs Per Week) Were Accessed This Term?	465
3 Years Olds: How Many Extended Places (30 Hrs Per Week) Were Available This Term?	377
3 Years Olds: How Many Extended Places (30 Hrs Per Week) Were Accessed This Term?	198

4 Year Olds: How Many Universal Places (15 Hrs Per Week) Were Available This Term?	387
4 Year Olds: How Many Universal Places (15 Hrs Per Week) Were Accessed This Term?	197
4 Years Olds: How Many Extended Places (30 Hrs Per Week) Were Available This Term?	242
4 Years Olds: How Many Extended Places (30 Hrs Per Week) Were Accessed This Term?	73

Calculated spare capacity of free early learning places

2 year old funded spaces available	146
Percentage of spaces still available	33.3%

3 year old universal funded spaces available	138
Percentage of spaces still available	22.9%
3 year old extended funded spaces available	179
Percentage of spaces still available	47.5%

4 year old universal funded spaces available	190
Percentage of spaces still available	49.1%
4 year old extended funded spaces available	169
Percentage of spaces still available	69.8%

Unused free early learning places at childminders based on providers that told us the number of places they offered (had available) and the number places that were accessed

Availability of places and uptake of places for free early learning

2 Year Olds: How Many Free Early Learning Places (15 Hrs Per Week) Were Available This Term?	34
2 Year Olds: How Many Free Early Learning Places (15 Hrs Per Week) Were Accessed This Term?	13

3 Year Olds: How Many Universal Places (15 Hrs Per Week) Were Available This Term?	41
3 Year Olds: How Many Universal Places (15 Hrs Per Week) Were Accessed This Term?	12
3 Years Olds: How Many Extended Places (30 Hrs Per Week) Were Available This Term?	28
3 Years Olds: How Many Extended Places (30 Hrs Per Week) Were Accessed This Term?	11

4 Year Olds: How Many Universal Places (15 Hrs Per Week) Were Available This Term?	31
4 Year Olds: How Many Universal Places (15 Hrs Per Week) Were Accessed This Term?	4
4 Years Olds: How Many Extended Places (30 Hrs Per Week) Were Available This Term?	18
4 Years Olds: How Many Extended Places (30 Hrs Per Week) Were Accessed This Term?	2

Calculated spare capacity of free early learning places

2 year old funded spaces available	21
Percentage of spaces still available	61.8%

3 year old universal funded spaces available	29
Percentage of spaces still available	70.7%
3 year old extended funded spaces available	17
Percentage of spaces still available	60.7%

3 year old universal funded spaces available	27
Percentage of spaces still available	87.1%
3 year old extended funded spaces available	16
Percentage of spaces still available	88.9%

Appendix of additional data / information

95. This section contains additional information, supplemental to what has been included in our main Childcare Sufficiency Report. Information is provided at a more localized level, offering greater insight to our borough data at Ward level.

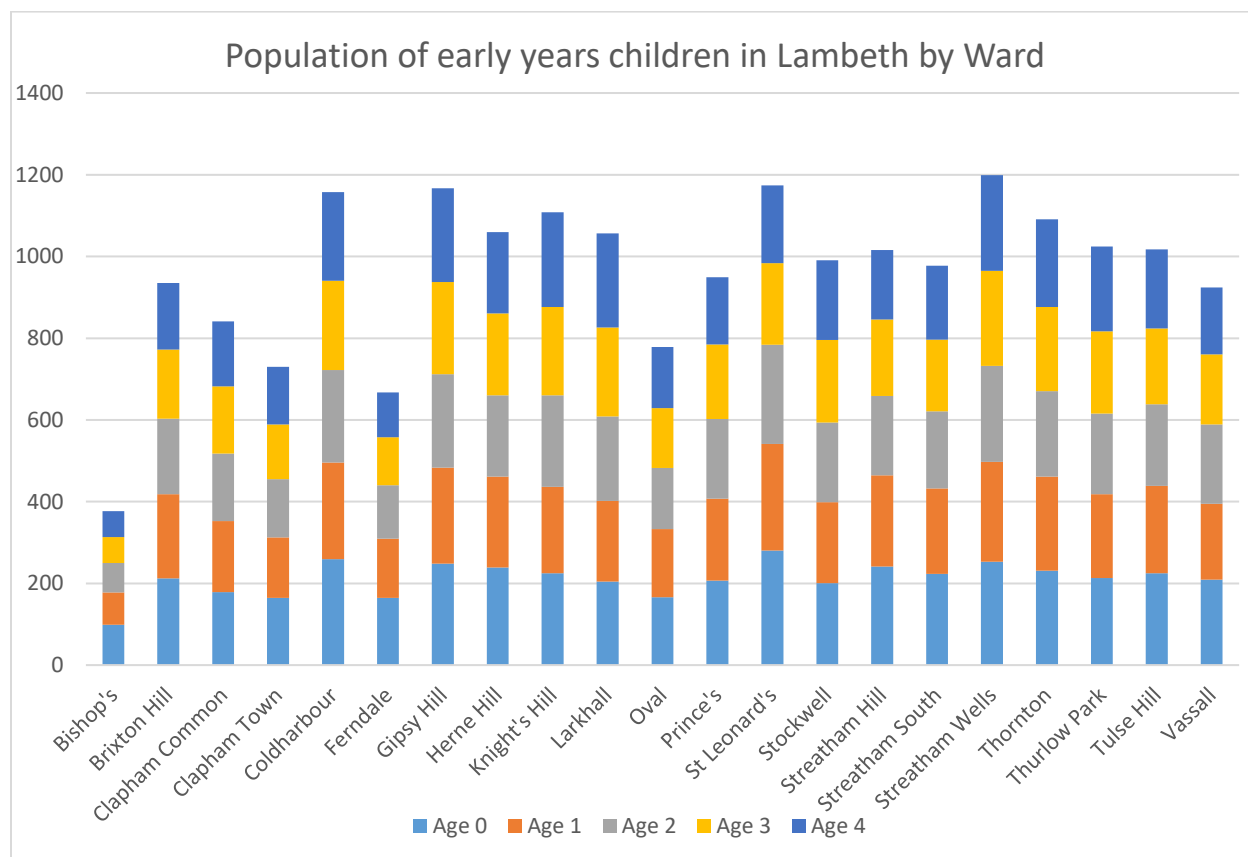
Contents	Paragraph
<u>Demand for childcare (additional information)</u>	96 - 97
<u>Supporting data for the identification of children and young people in Lambeth with special educational needs or complex needs</u>	98 - 100
<u>Supply of childcare (additional information)</u>	101

Demand for childcare (additional information)

Early years age breakdown by ward

96. To better understand the potential childcare needs in specific areas of the borough, GLA population data has been broken down to show numbers for each of the 21 wards across Lambeth. This offers a view of potential childcare demand at a more localised level.

<i>Ward</i>	<i>Age 0</i>	<i>Age 1</i>	<i>Age 2</i>	<i>Age 3</i>	<i>Age 4</i>	<i>Number of children</i>
Bishop's	99	79	72	64	63	377
Brixton Hill	212	206	185	170	162	935
Clapham Common	179	174	166	164	159	841
Clapham Town	164	149	143	133	142	730
Coldharbour	259	237	226	219	217	1157
Ferndale	165	145	131	118	109	667
Gipsy Hill	248	235	229	225	230	1167
Herne Hill	239	222	199	200	199	1060
Knight's Hill	225	212	224	216	232	1108
Larkhall	205	197	207	218	230	1057
Oval	166	166	150	146	150	779
Prince's	207	201	195	183	164	949
St Leonard's	281	261	242	200	190	1174
Stockwell	201	198	194	202	195	991
Streatham Hill	241	223	194	187	170	1016
Streatham South	223	209	188	176	181	978
Streatham Wells	253	244	235	232	234	1199
Thornton	231	230	209	206	214	1091
Thurlow Park	213	205	197	202	208	1025
Tulse Hill	225	213	200	186	193	1017
Vassall	209	186	194	172	164	924
	4,445	4,192	3,979	3,819	3,805	20,240

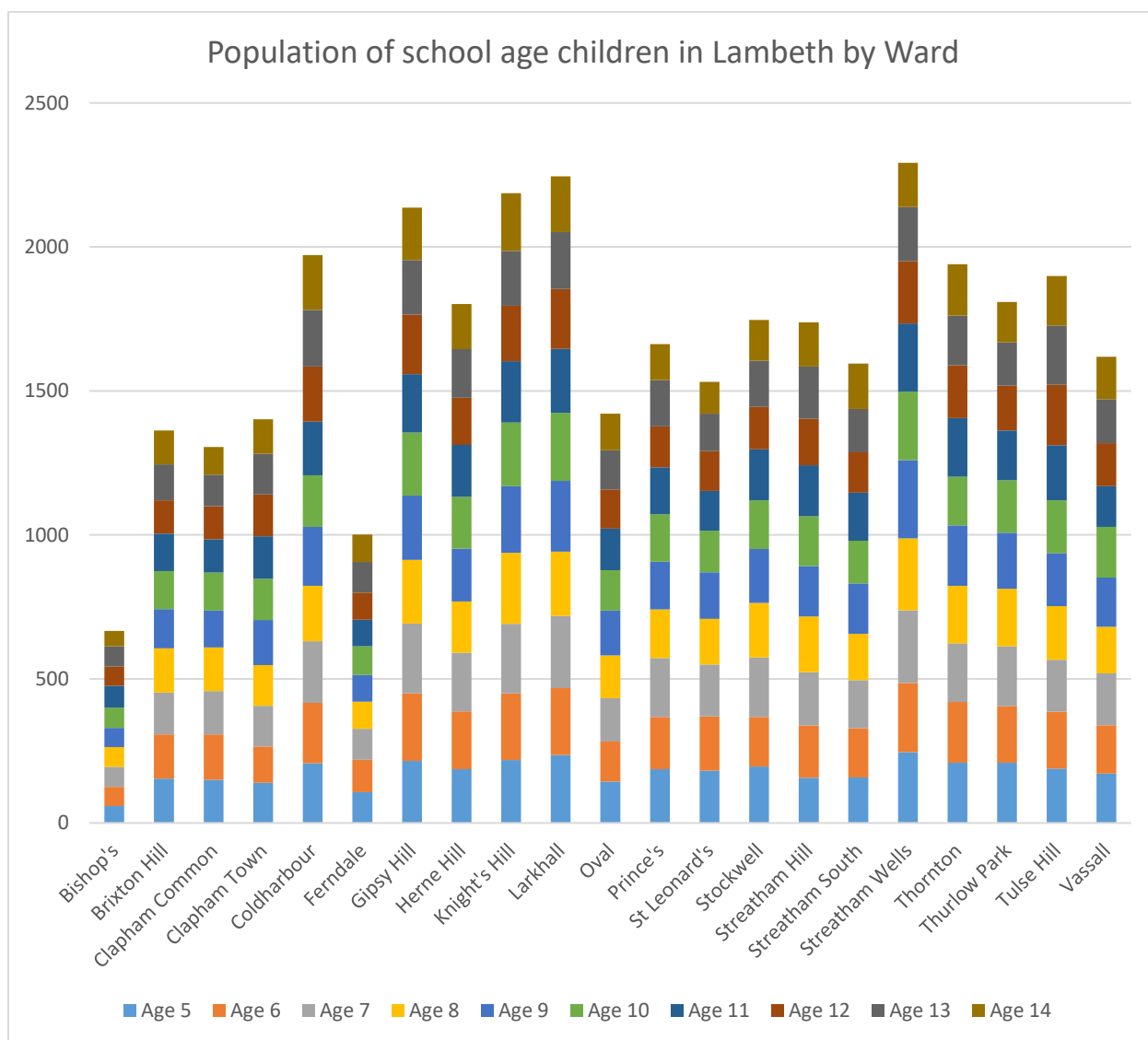


School age breakdown by ward

97. Data at a ward level has been included to emphasis by local areas where potential demand for out of school may be. However, a child's school location is more likely to determine the location of wraparound childcare required, as opposed to the child's home address.

	Age 5	Age 6	Age 7	Age 8	Age 9	Age 10	Age 11	Age 12	Age 13	Age 14	Number of children
Bishop's	58	67	69	68	67	71	76	67	70	54	667
Brixton Hill	154	153	146	154	136	132	130	116	125	117	1363
Clapham Common	150	158	151	151	127	132	116	114	110	97	1306
Clapham Town	139	126	141	142	156	143	148	145	141	119	1401
Coldharbour	207	210	214	192	205	179	186	192	196	190	1972
Ferndale	107	113	107	95	93	99	92	95	106	96	1002
Gipsy Hill	216	234	243	221	224	219	203	206	190	182	2136
Herne Hill	186	201	204	178	183	180	181	164	169	156	1802
Knight's Hill	219	231	242	246	231	221	214	193	190	201	2187
Larkhall	236	233	250	224	245	237	222	208	198	193	2245
Oval	144	139	150	149	155	141	144	137	136	127	1421
Prince's	187	181	204	170	166	164	163	143	161	125	1663
St Leonard's	181	189	180	159	162	144	138	139	130	110	1531
Stockwell	196	173	206	189	188	169	177	148	160	142	1747
Streatham Hill	158	181	185	194	175	173	178	161	182	154	1739

Streatham South	158	171	167	161	175	149	167	140	150	158	1595
Streatham Wells	246	240	253	249	272	238	237	216	188	154	2292
Thornton	210	210	204	199	210	170	203	183	173	178	1940
Thurlow Park	209	197	207	200	195	183	173	155	151	141	1809
Tulse Hill	189	197	180	186	184	184	191	210	206	172	1899
Vassall	171	168	180	162	171	176	141	150	152	147	1618



Supporting data for the identification of children and young people in Lambeth with special educational needs or complex needs

98. The following Ward data has been identified using the home postcode of children with SEN or complex needs that are known to the local authority.

Birth to school aged (0-4 years) children in Lambeth with a current EHCP (or with an assessment in progress)

Ward	Child has an EHCP	EHCP assessment in progress	Grand Total
Bishop's	4	1	5
Brixton Hill	3	1	4
Clapham Common	5		5
Clapham Town	2		2
Coldharbour	1	1	2
Ferndale	4	3	7
Gipsy Hill	5	4	9
Herne Hill	5	1	6
Knight's Hill	4		4
Larkhall	3	4	7
Oval	3		3
Prince's	5	3	8
St. Leonard's	3	3	6
Stockwell	2	2	4
Streatham Hill	1		1
Streatham South	5	2	7
Streatham Wells	5	2	7
Thornton	6	2	8
Thurlow Park	2	2	4
Tulse Hill	6	4	10
Vassall	5	2	7
#N/A	4		4
Grand Total	83	37	120

Primary school age (5-11 years) children in Lambeth with a current EHCP (or with an assessment in progress)

Ward	Child has an EHCP	EHCP assessment in progress	Grand Total
Bishop's	27	1	28
Brixton Hill	46	3	49
Clapham Common	23	3	26
Clapham Town	34	4	38
Coldharbour	69	3	72
Ferndale	25	3	28
Gipsy Hill	49	4	53

Herne Hill	39	2	41
Knight's Hill	59	6	65
Larkhall	61	6	67
Oval	48	5	53
Prince's	71	3	74
St. Leonard's	41	2	43
Stockwell	58	1	59
Streatham Hill	52	5	57
Streatham South	38	1	39
Streatham Wells	45	1	46
Thornton	46	4	50
Thurlow Park	40	2	42
Tulse Hill	68	5	73
Vassall	49	5	54
#N/A	19	3	22
Grand Total	1007	72	1079

Secondary school age (12-18 years) children in Lambeth with a current EHCP (or with an assessment in progress)

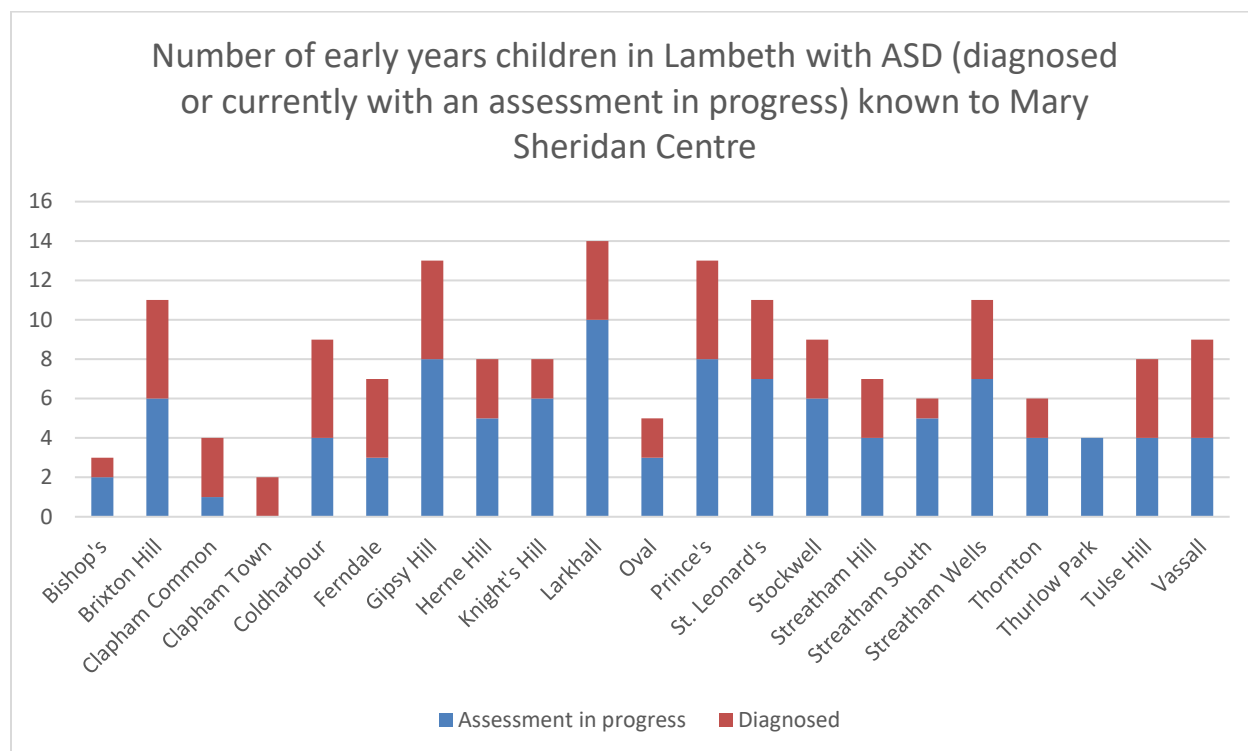
Row Labels	Child has an EHCP	EHCP assessment in progress	Grand Total
Bishop's	23	1	24
Brixton Hill	50	2	52
Clapham Common	22	2	24
Clapham Town	50		50
Coldharbour	81	3	84
Ferndale	39	2	41
Gipsy Hill	73		73
Herne Hill	60		60
Knight's Hill	71	2	73
Larkhall	59		59
Oval	54		54
Prince's	59	1	60
St. Leonard's	43	2	45
Stockwell	57	2	59
Streatham Hill	38	2	40
Streatham South	49	4	53
Streatham Wells	38		38
Thornton	52	1	53
Thurlow Park	56		56
Tulse Hill	61	2	63
Vassall	58		58
#N/A	50	2	52
Grand Total	1143	28	1171

Number of early years children known to Mary Sheridan Centre in relation to ASD²³

99. The following Ward data has been identified using the home postcode of children with ASD (or an assessment in progress) that are known to the Mary Sheridan Centre.

Ward	Assessment in progress	Diagnosed	Total number of children
Bishop's	2	1	3
Brixton Hill	6	5	11
Clapham Common	1	3	4
Clapham Town	0	2	2
Coldharbour	4	5	9
Ferndale	3	4	7
Gipsy Hill	8	5	13
Herne Hill	5	3	8
Knight's Hill	6	2	8
Larkhall	10	4	14
Oval	3	2	5
Prince's	8	5	13
St. Leonard's	7	4	11
Stockwell	6	3	9
Streatham Hill	4	3	7
Streatham South	5	1	6
Streatham Wells	7	4	11
Thornton	4	2	6
Thurlow Park	4	0	4
Tulse Hill	4	4	8
Vassall	4	5	9
	101	67	168

²³ Figures as of 15 October 2019, based on children diagnosed or currently with an assessment in progress.

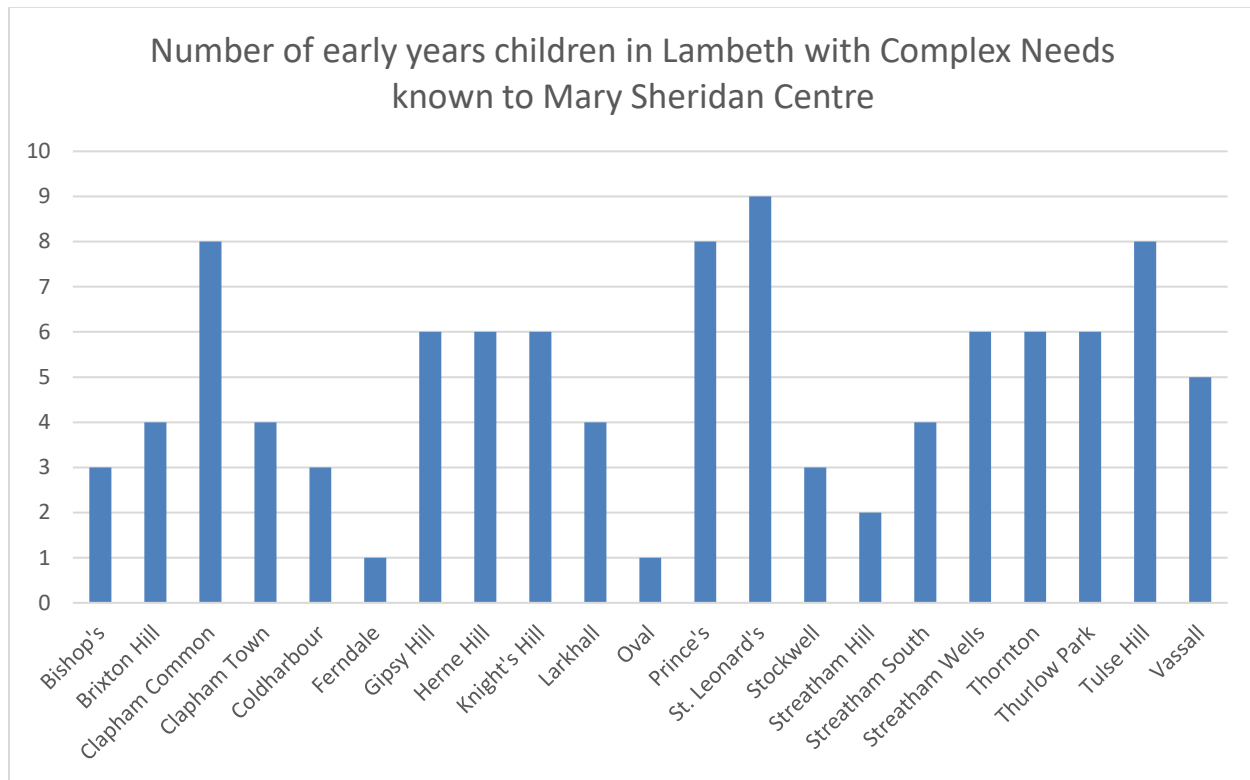


Number of early years children in Lambeth with Complex Needs known to Mary Sheridan Centre²⁴

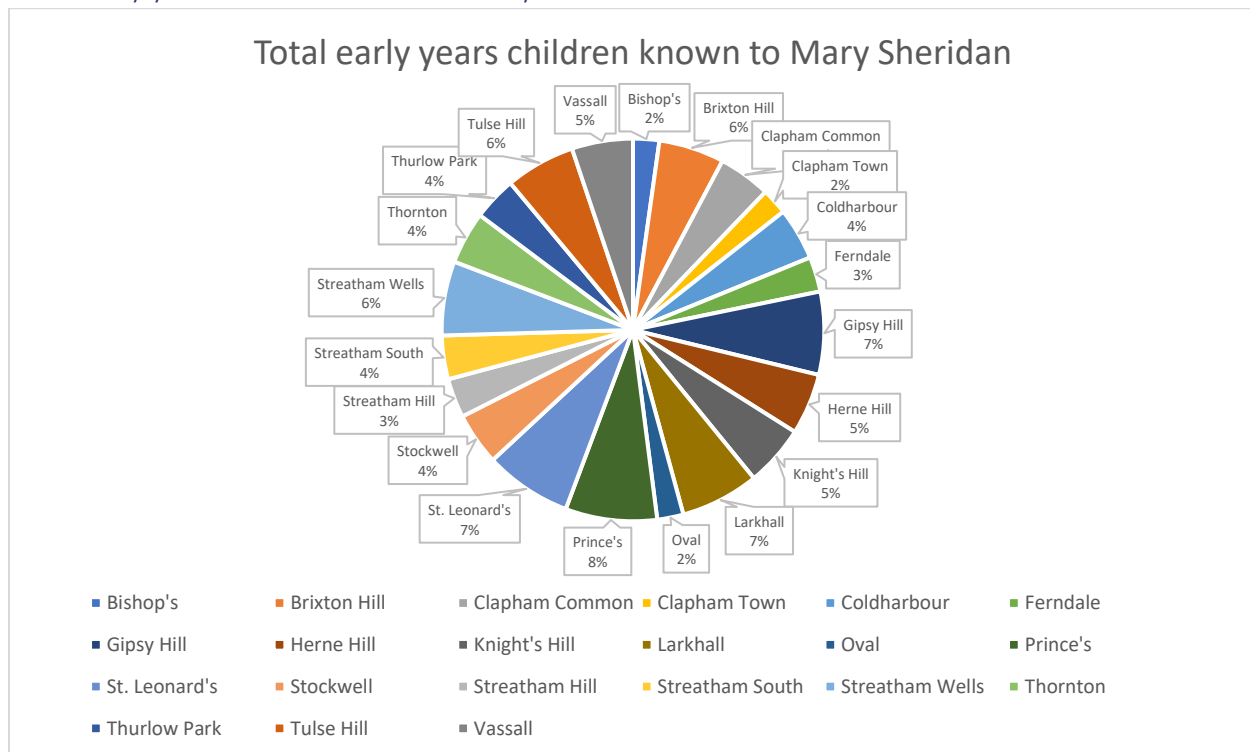
100. The following Ward data has been identified using the home postcode of children with Complex Needs that are known to the Mary Sheridan Centre.

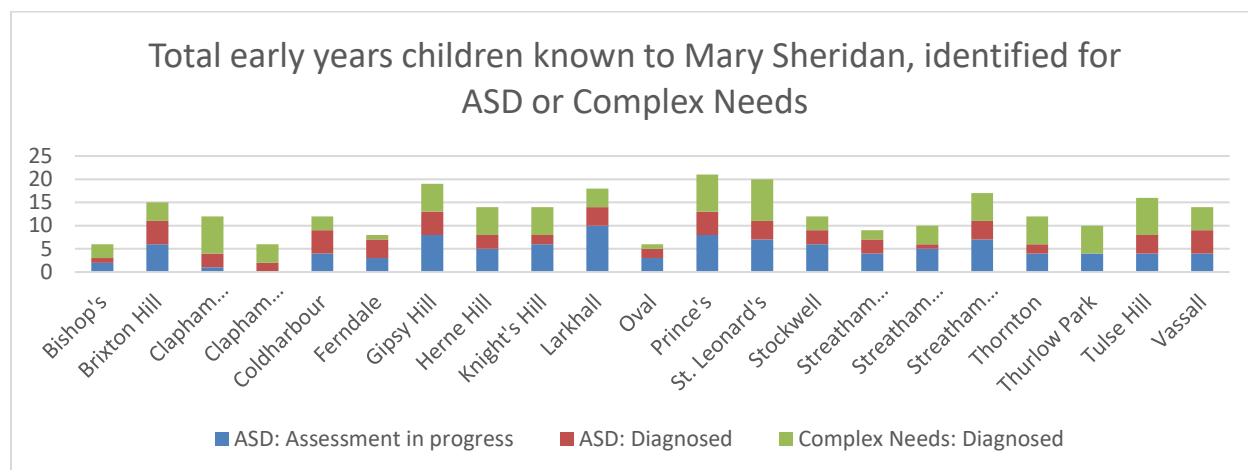
Ward	Number of children diagnosed
Bishop's	3
Brixton Hill	4
Clapham Common	8
Clapham Town	4
Coldharbour	3
Ferndale	1
Gipsy Hill	6
Herne Hill	6
Knight's Hill	6
Larkhall	4
Oval	1
Prince's	8
St. Leonard's	9
Stockwell	3
Streatham Hill	2
Streatham South	4
Streatham Wells	6
Thornton	6
Thurlow Park	6
Tulse Hill	8
Vassall	5

²⁴ Figures as of 15 October 2019



Total early years children known to Mary Sheridan





Supply of childcare (additional information)

Early years provider types by Ward

101. The following data provides a breakdown of the different childcare provider types in Lambeth, based on the provider postcode.

	Childminder	Nursery Class In Primary School	Nursery School	Private, voluntary and independent nurseries				Total number of providers
				Day Nursery (PVI)	Pre-School Playgroup (PVI)	Childcare On Domestic Premises (PVI)	Childcare On Non-Domestic Premises (PVI)	
Bishop's	2	2		5		1	1	11
Brixton Hill	18	3	1	3		1		26
Clapham Common	4	4		4				12
Clapham Town	4	3	1	6	1		1	16
Coldharbour	24	3		5	1			33
Ferndale	9	2		4	1			16
Gipsy Hill	18	3		5	1			27
Herne Hill	9	1	1	6	1		1	19
Knight's Hill	28	2		3		1	1	35
Larkhall	9	1		6	1		1	18
Oval	7	6		5				18
Prince's	8	2	1	4	2			17
St. Leonard's	10	1		9	1		2	23
Stockwell	10	2		3	1		3	19
Streatham Hill	11	1		5				17
Streatham South	17	3		6	1			27
Streatham Wells	17	2		5			5	29
Thornton	5	3	1	7			4	20
Thurlow Park	7	1		9	1		1	19
Tulse Hill	12	2		5				19
Vassall	13	4		1	4		1	23
Borough total	242	51	5	106	16	3	21	444

