

LAMBETH

Children's (0-24) Socio-economic factors factsheet



Lambeth

This profile aims to bring together resident data for Lambeth to provide standard statistics.

Key facts

In 2011, **51%** of families with 0-18 year old dependent children

In 2015, **14%** of 18-24 year olds claim Job Seekers Allowance (JSA)

In 2011, **8%** of 16-24 year olds have no qualifications and **1%** are on an apprenticeship



33% dependent children are from single parent households

33% of 0 to 15 year old children with a long-term health problem or disability live in an overcrowded household

13% 0 to 15 year olds do not speak English



Families with or without dependent children between the age of 0 and 18

Breakdown 0-15 year old dependent children by household composition

Breakdown of 0 to 18 year old dependent children by family type and age



Breakdown of households which are overcrowded (occupancy rating of -1 bedroom or more) by disability among 0-15 year olds

Breakdown of 18-24 year old Job Seeker's Allowance (JSA) claimants by ward

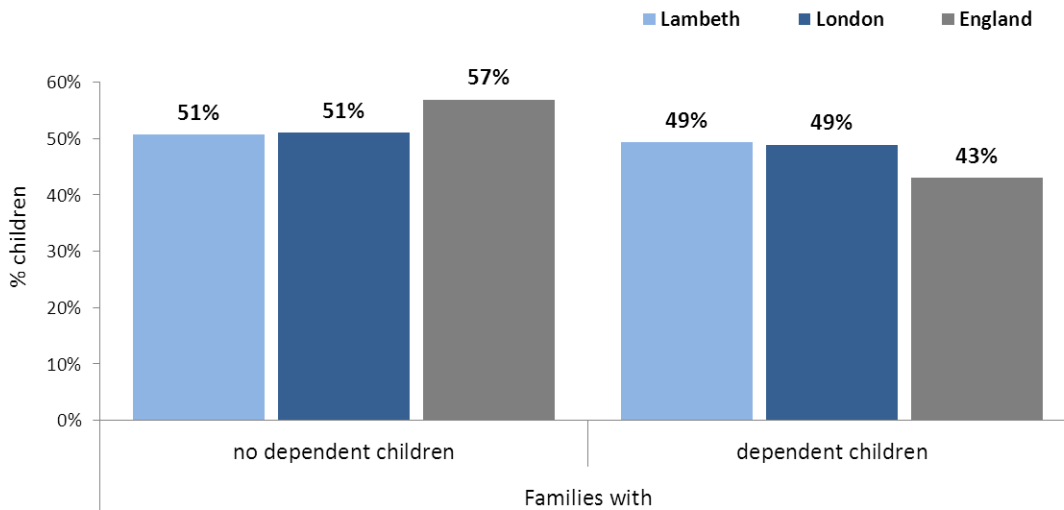


Breakdown of 16-24 year old children by their highest level of qualifications

Breakdown of 0-15 year olds by main languages spoken apart from English

Child poverty map

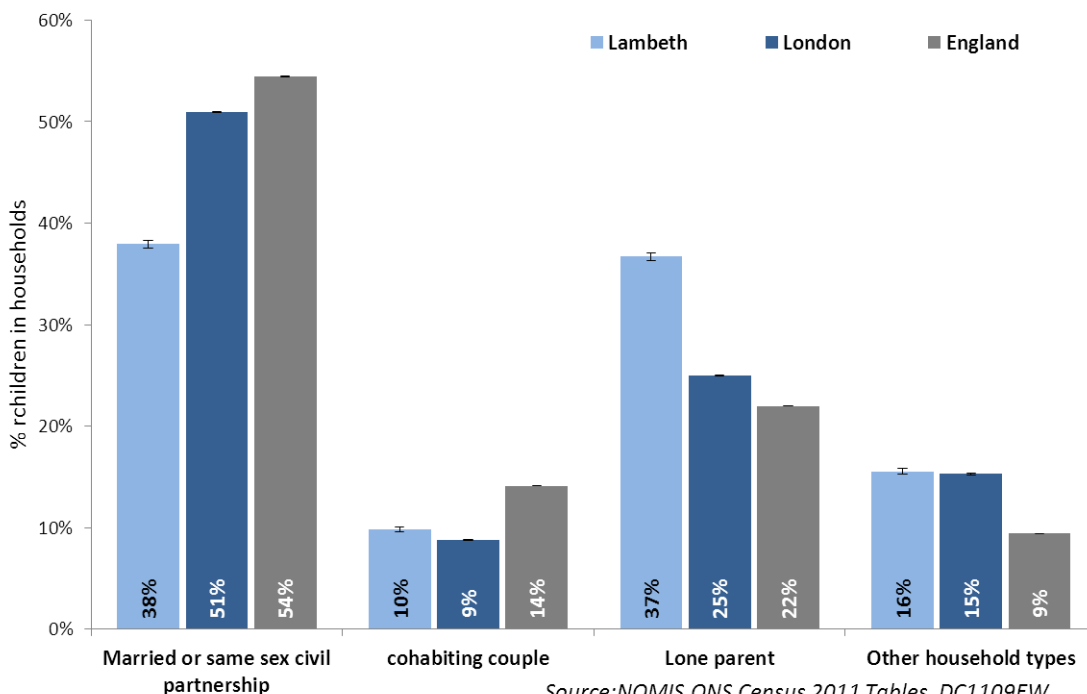
Families with or without dependent children between the age of 0 and 18 (2011), Lambeth Vs London Vs England



Source: NOMIS ONS Census 2011 Table, DC1114EW

The 2011 Census reported an **even split** in Lambeth between families with dependent children and families without dependent children. The proportion of families without dependent children is **lower than in England**

Breakdown 0 to 15 year old dependent children by household composition (2011), Lambeth vs London vs England

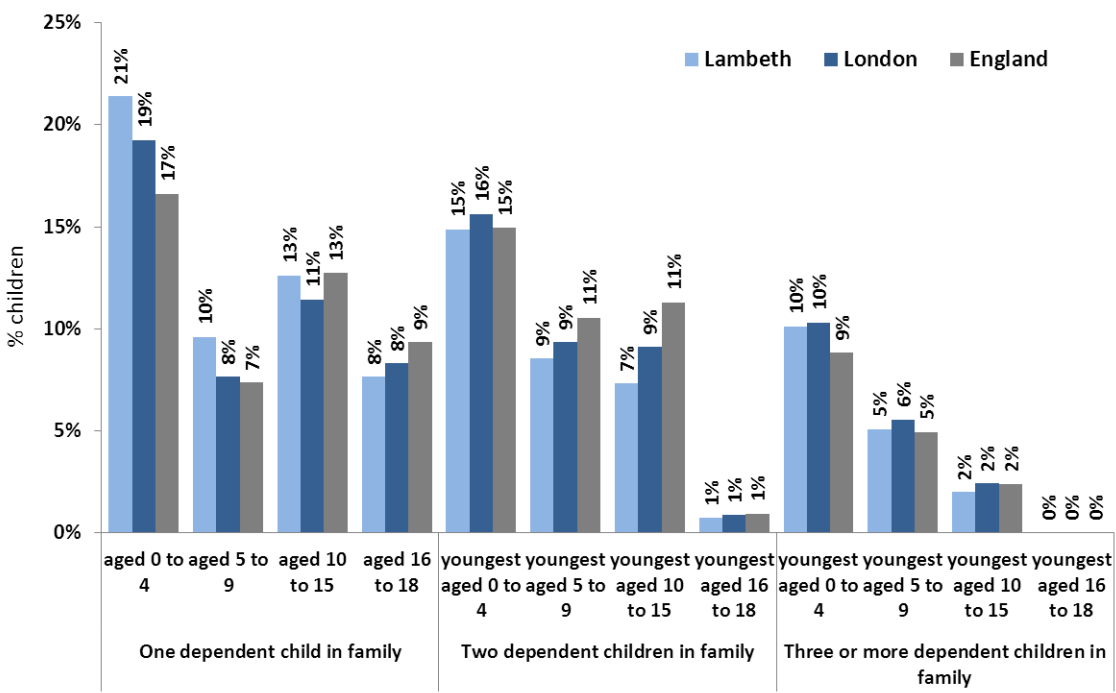


Source: NOMIS ONS Census 2011 Tables, DC1109EW

Lambeth has a **significantly higher** proportion of 0-15 year old dependent children living in **single parent (37%)**, **cohabiting couple (10%)** and **other household types (16%)** compared to London.

Families and Housing

% Dependent children by family type and age (2011), Lambeth vs London vs England

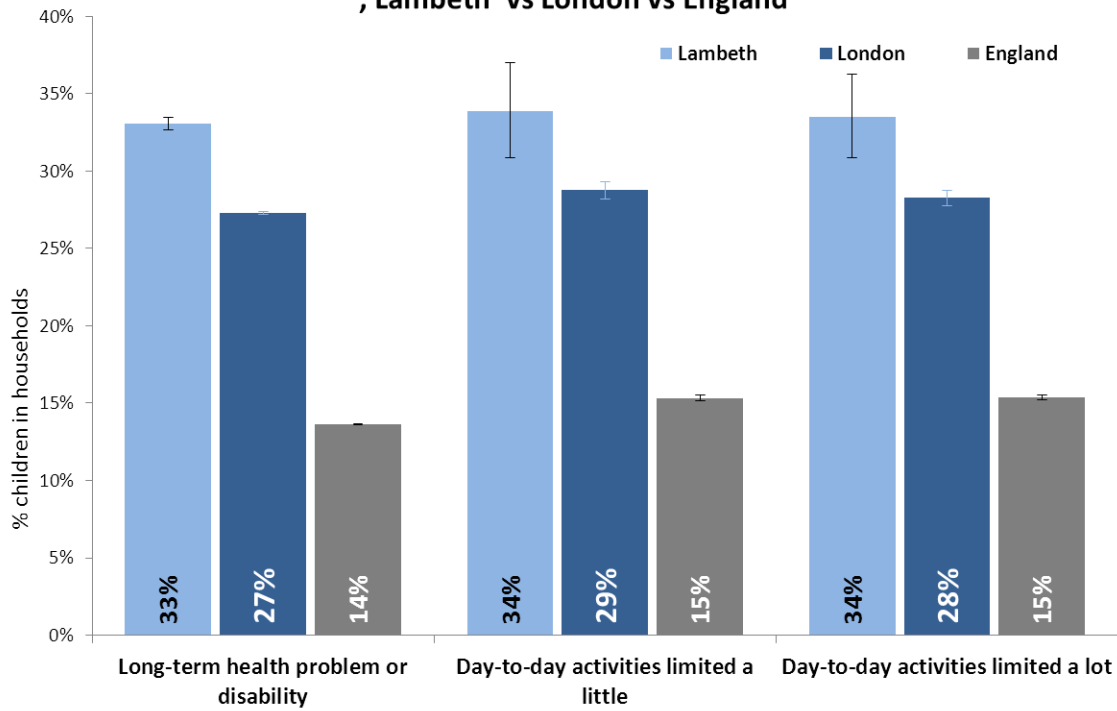


Lambeth has **more single child families** than London and England.

Lambeth has slightly **fewer two children families** and approximately the same proportion of three or more children families than London and England

Source: NOMIS ONS Census 2011 Table, DC1114EW

Breakdown of households with occupancy rating of less than -1 or less bedrooms by disability among 0 to 15 year old children (2011), Lambeth vs London vs England

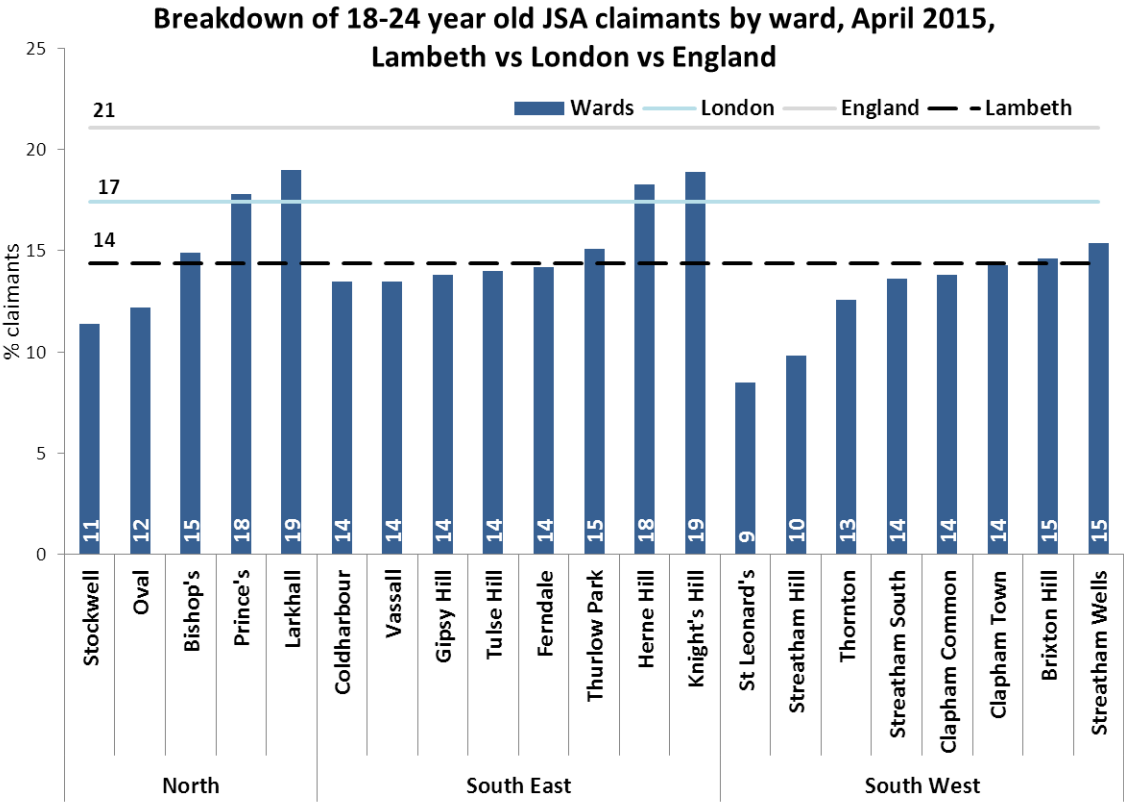


33% of 0 to 15 year old children in Lambeth with a long-term health problem or disability live in an over-crowded household compared to 27% in London and 14% in England

Over-crowding is **significantly higher** in Lambeth than London and England irrespective of disability

Source: NOMIS ONS Census 2011 Table, DC3404EW

Social and Economic Factors



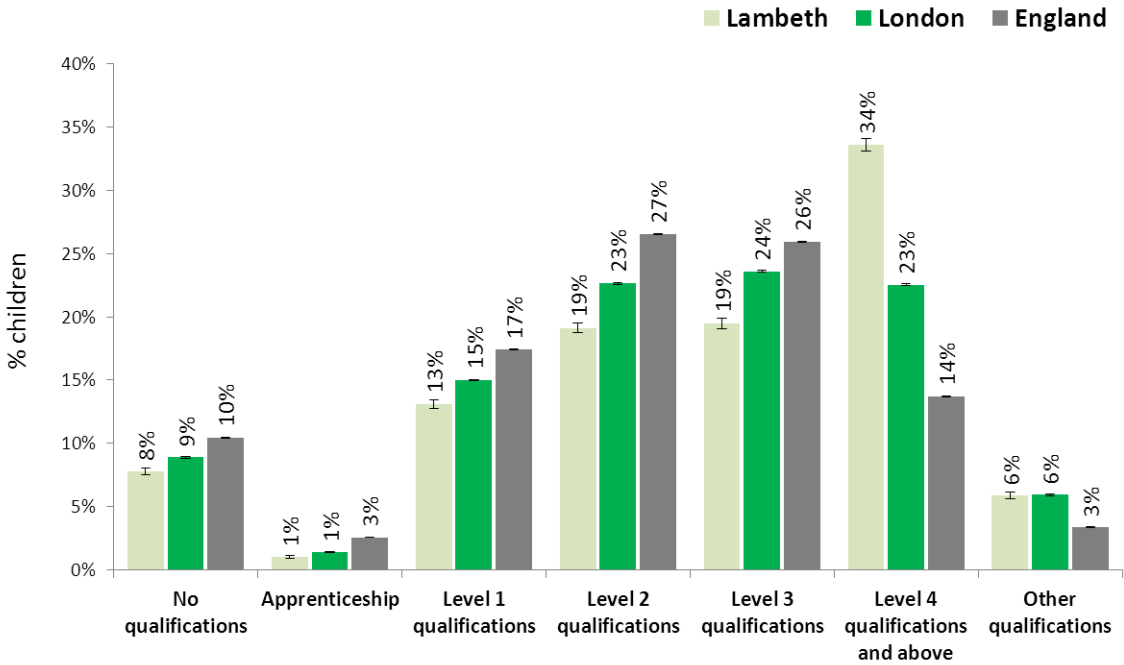
Source: NOMIS Web Ward Profiles, ONS Claimant counts

17% of 18-24 year olds in Lambeth are JSA claimants, this is same as the proportion in London but lower in England (21%)

Knight's Hill and Larkhall (19%) have the highest proportion of claimants, higher than England, and **St Leonard's** has the Lowest (9%) .

Social and Economic Factors

Breakdown of 16 to 24 year old children by their highest level of qualifications (2011), Lambeth vs London vs England

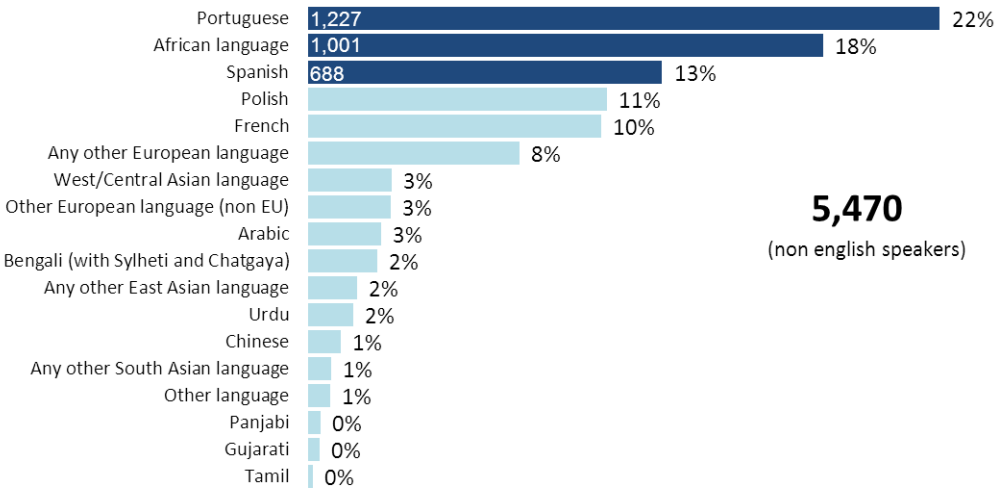


34% of the 16-24 year old population have **Level 4** qualifications, higher than London and England

Similarly, **8%** of young people in Lambeth have **no qualifications** and **1%** are on **apprenticeships**, lower than the London and England average.

Source: NOMIS ONS Census 2011 Tables, DC5102EW

Proportion of other main languages spoken by children aged 0 to 15 in Lambeth



5,470
(non english speakers)

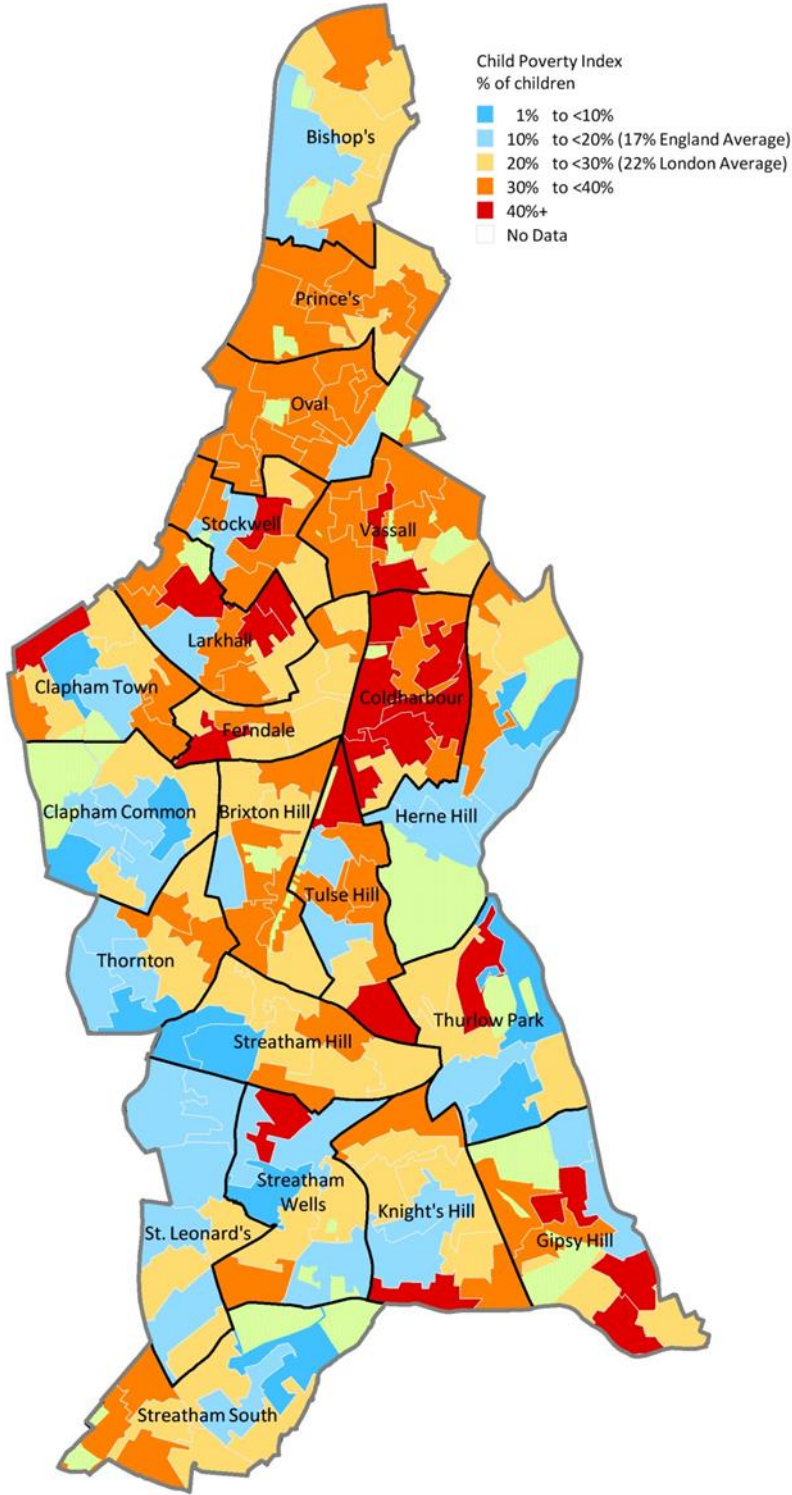
87% of 0 to 15 year old population speak English in Lambeth compared to the 85% in London

Of the **13%** who do not speak English, **22%** speak Portuguese, **18%** speak an African language and **13%** speak Spanish

Source: NOMIS ONS Census 2011 Table, DC2104EW

Social and Economic Factors

2012 Children (under 20 years of age) in Low-Income Families, Lambeth
Proportion of children living in families within the UK that are either in receipt of out-of-work benefits or in receipt of tax credits with a reported income which is less than 60 per cent of national median income.



Household Composition

Household composition classifies households according to the relationships between the household members. Households consisting of one family and no other usual residents are classified according to the type of family (married, same-sex civil partnership or cohabiting couple family, or lone parent family) and the number of dependent children. Other households are classified by the number of people, the number of dependent children, or whether the household consists only of students or only of people aged 65 and over.

Occupancy Rating (bedrooms) - Overcrowding

Occupancy rating provides a measure of whether a household's accommodation is overcrowded or under occupied. There are two measures of occupancy rating, one based on the number of rooms in a household's accommodation, and one based on the number of bedrooms. An occupancy rating of -1 implies that a household has one fewer room/bedroom than required

Data Sources

- NOMIS Web 2011 ONS Census Tables

FURTHER INFORMATION & FEEDBACK

This profile has been created by Lambeth Council Public Health Intelligence Team.

Email: publichealth@lambeth.gov.uk

Webpages: www.lambeth.gov.uk/jsna

We welcome your comments on these profiles and how they could better suit your requirements please do contact us with your ideas.