

A Cooperative Council



Procurement Annual Report 2014-2015

Annual report of procurement activity for the year 2014-2015

Procurement in Lambeth

Lambeth Procurement ensures the Council delivers its purchasing activities in accordance to National and EU law, incorporating the New EU Public Procurement Directive 2014 which sets the legal framework for public procurement.

Lambeth Procurement enables the Council to achieve value for money through its sourcing of goods and services, embedding the Council's outcomes into all levels of purchasing activity. In its purchasing the Council is committed to transparency, demonstrating the decisions we make about our spending is fair and open - publishing what we spend and with who.

Lambeth Procurement Process

Depending on what is being procured and the value of the procurement, Lambeth procurement requires:

- **Up to £5,000**
 - 1 Written Quote (preferably from a local supplier)
- **£5,000 up to £100,000**
 - 3 Written Quotes
 - all procurement opportunities above £25,000 are advertised on the Council's [Website](#) and [Contracts Finder](#)
- **Greater than £100,000**
 - Formal Tendering
 - requires Cabinet Member consultation
 - all opportunities are advertised on the Council's [Website](#), [Contracts Finder](#) and placed on the Council's Tendering [portal EU Supply](#).
 - above certain thresholds (£170,000 for goods and services; £4.2million for works) European procurement rules around timescales and documentation apply
 - All decisions **above £500,000** must appear on the Council's [Forward Plan](#)

Council Cabinet Members

Cabinet member consultation is required for all of the Council's high value purchases of £100,000 or greater. If the award exceeds the value of £500,000 the relevant Cabinet Member is responsible for making the award decision, occasionally procurement decisions are made by Full Cabinet. Scrutiny call-in rights apply to all decisions.

Procurement Board

The Director Level Board considers procurement projects over £100,000 providing:

- Cross Council advice and support to develop successful procurement strategies.
- Assurance to the Council regarding high value procurement.

To ensure effective delivery of the Council's professional procurement service, procurement professionals within the Council are being aggregated into a single team to support a category management approach. The approach ensures clarity on specific areas of expertise and ease of access to relevant support, meeting the changing demands of the organisation.

Procurement's key achievements over the last 12 months in contributing towards the Council's Cooperative Council Community Plan Outcomes are highlighted within this document.

Introduction

The vision for Lambeth Council is 'ambition and fairness for all'. We are working towards Lambeth's Cooperative Council Community Plan Outcomes:

- **Cleaner Streets & Greener Neighbourhoods**
- **More Jobs & Sustainable Growth**
- **Communities Feel Safer & Stronger**

With reducing budgets London local authorities are facing increased public expectations and greater demands for services, it is necessary we work ever closer and innovatively with our communities to ensure best use of resources.

Procurement is key to achieving our community outcomes. Many of our services are delivered through contracts and competition for these contracts drives value for money. Procurement ensures these are delivered within National and EU law.

This report highlights the innovation and benefits achieved through procurement over the last 12 months in delivering Lambeth's Outcomes. The appendix details our spend.

- ✓ **£583 million of Council spend across 3,482 suppliers**
- ✓ **Embedding social value in our contracts, achieved 85% of high value contracts (greater than £100,000) paying the Living Wage**
- ✓ **Coordination of a wide range of financial, legal, technical, category resources to achieve community outcomes**
- ✓ **Analysis of Council commercial spend, supporting business areas to deliver innovative procurement approaches compliant with EU legislation.**

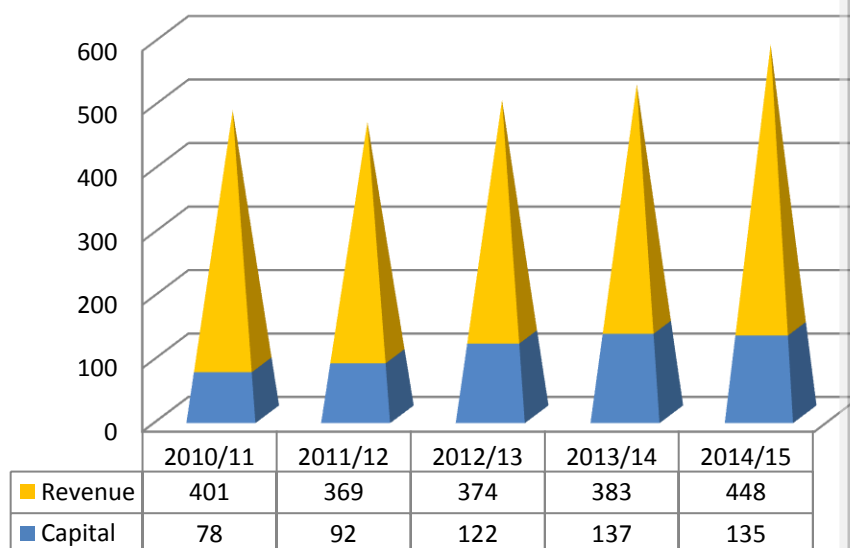
Key Contacts:

- Councillor Paul McGlone, Deputy Leader (Finance and Investment)
pmcglone@lambeth.gov.uk

- Rachel Willsher, Head of Procurement
rwillsher@lambeth.gov.uk

www.lambeth.gov.uk/business-services-rates-and-licensing/selling-services

Lambeth Third Party Spend (£m)



Top 20 suppliers by Spend – totalling £257 million (44% of the total £583 million spend on suppliers):

1. Apollo Property Services Group Ltd
2. Mears Limited
3. Matrix SCM Ltd
4. Veolia ES (UK) Ltd
5. Lambeth Living Ltd
6. Western Riverside Waste Authority
7. Transport Trading Ltd
8. Regenter Myatts Field North Ltd
9. Guys & St Thomas NHS Foundation Trust
10. F M Conway Ltd
11. Morrison Facilities Services Ltd
12. Transport for London
13. Cofely Workplace Ltd
14. ISG Construction Ltd
15. South London & Maudsley (nhs) Trust
16. Denhan International
17. Capita Business Services Ltd
18. Wates Construction Ltd
19. Midos Estates Ltd
20. Allied Healthcare (UK) Ltd


Cleaner Streets & Greener Neighbourhoods

People lead environmentally sustainable lives

People take greater responsibility for their neighbourhood

People live in, work in and visit our vibrant and creative town centres

Norwood Road and Tulse Hill Gyratory Project



The local community took on the lead role in the delivery of the project.

Procurement supported by working collaboratively with the community to;

- appoint external suppliers to provide the citizen the necessary technical expertise,
- provide specific procurement training to stakeholders to develop community capacities and knowledge.
- incorporate the requirement for the consultant to provide an opportunity for an apprentice throughout the duration of the commission.

The project formed part of a national pilot demonstrating how local capacity could be built, reducing demand on Council resources.

Parking Enforcement and Civil Services

Changes in public procurement and EU regulations have suggested that Public Authorities need to be more commercially aware in their approaches to procurement.

Engaging the market before services are put out to market enables the Council to take on board market views, evaluate what can be delivered, and enhances the chances of companies expressing an interest in our tenders to meet Lambeth's needs.

Procurement aims to undertake pre-market engagement on all of our new projects. In the Parking and Enforcement Contract, anticipated at just under £50m, the market was engaged in advance of going to market. Sixteen companies responded providing information on how they envisaged the contract to be delivered.

Reviewing what could be delivered by suppliers against the Council's service requirements, an innovate Competitive Dialogue approach is being utilised enabling the Council to liaise with lead bidders to improve and develop their proposal to ensure Lambeth service needs are met.

Parking Enforcement Agent Services (Bailiff Services Contract)

Awarded to 5 Enforcement Agencies for the recovery of unpaid PCN's in Lambeth.

As a 'Concessionary Contract' the contract mainly recovers parking debt for Lambeth without actually incurring any costs. It is anticipated the contract will recover approximately £800k per annum.

Estate Regeneration

A management development agent was procured to prepare development proposals for Lambeth's Somerleyton Road site. Planning permission is to be granted shortly and work can then commence on the housing led scheme which includes a theatre, employment, retail and community uses. The project involved extensive co-production with local community groups. A governance structure was established to ensure that local perspectives inform and add value to the regeneration proposals. This model is now being applied to the regeneration of six housing estates. Procurement supports achieving value for money and appointment of specialist expertise required for such projects.

New Print Managed Service & Unified Communications

Central in delivering the Council new ways of working, arrangements for the provision of new multi-functional devices (MFD's) in the Council's buildings has been completed, with new unified communications rolled out to staff.



Through these procurements, the new MFD have reduced the number of existing devices by almost 50%; reduce the Council's electricity consumption, enabled greater transparency of printing costs; incorporating free recycling of toner cartridges; with maintenance and support integrated within a fully managed service. The unified communications contract embeds the London Living Wage and 132 IT training sessions for schools over the term of the contract.

Procurement - Energy Management Unit (EMU)



Carbon Reduction Commitment Energy Efficiency Scheme (CRC); with the Council reporting 12,172 tonnes/CO₂ from energy used in its buildings and street lighting in 2014/15 (1 tonne CO₂ equivalent to a hot air balloon 10m in diameter).

A statutory requirement of the scheme, the Procurement team was audited in 2014/15 and was rated an overall 'Green' in its management of the scheme.

Lambeth's energy requirements are procured together with the rest of the public sector portfolio managed by our framework provider. This collaboration enables the energy to be purchased on discounted traded prices direct from the wholesale energy market. Lambeth could not access this alone.

Bringing sites onto the corporate arrangements has avoided costs of £239,000 in the last 12 months.

Through analysis of the corporate contract data, procurement completed reporting under the mandatory

In-house Training

Procurement run training available to all staff, enhancing capabilities across the Council:

1. *Introduction to Procurement* – essential procurement topics
2. *Contract Management* – best practice contract management
3. *Advanced Procurement* – high risk / high spend tendering
4. *Procurement Induction* – development for all managers
5. *Monthly Procurement Surgeries* – new developments
6. *Bespoke Courses* – supporting staff and contractors

More Jobs & Sustainable Growth

People achieve financial security

Lambeth residents have more opportunities for better quality homes

People have the skills to find work

All young people have opportunities to achieve their ambitions

Lambeth plays a strong role in London's economy

The Big London Energy Switch

To help Lambeth residents save money on their home energy bills procurement deliver a collective energy switching scheme. Pooling together interested residents to increase their collective bargaining power - energy suppliers compete against each other in an auction to provide the lowest tariff to supply the collective.



Lambeth worked collaboratively with 23 other London boroughs and London Councils to shape and deliver the "Big London Energy Switch".

Over 3,500 residents have registered onto the 8 auctions organised through the scheme. In the last scheme conducted in May 2015 suppliers provided bespoke tariffs to those registered, resulting in 97% of households registered onto the scheme able to make a saving: those households have saved an average of £238 on annual gas and electricity charges.

Working with small business

Procurement works closely with Business Growth to assist small local businesses access Lambeth contracts directly or through our partners supply chains. Through Procurement's networking events:

- Muse the contractor responsible for the Your New Town Hall Project committed to employing local firms and provided support to local businesses
- COFELY the Facilities Manager for Council buildings run training programmes for local small business to enable them the opportunity to be part of their supply chain. Several local cleaning and painting firms have won contracts after going through this programme.

Management Information System for School Admissions, Families Information Service and Children's Centres

- *Suitable MIS for individual services*
- *Enhanced Functionality*
- *Integration and effective sharing of child level data between early years and school admissions*

Merging the three existing contracts is anticipated to save £450,000 (60%) over the contract.

- **The Council spent £583 million in 2014/15**
- **We used 3,482 commercial suppliers**
- **19% were local organisations and 27% are small or medium sized enterprises**

Procuring Social Value

The Public Services (Social Value) Act 2012 challenges public sector organisations to consider the environmental, social and economic value we can achieve through our purchasing and contractual relationships.

Lambeth seeks to maximise social value benefits through the cooperative approach. This means focusing on identifying and achieving outcomes that are valued by communities throughout our commissioning processes (not just at the stage of procurement or delivery) and ensuring that our activities and ways of working achieve the maximum possible impact on those outcomes.

The Council is piloting tool to measure the Social Value offered by suppliers through the [Social Value Portal](#). The mechanism enables social value to be objectively measured in the tender evaluation process.

Living Wage



Lambeth is committed to paying a Living Wage (LW). All of Lambeth's directly employed and temporary staff are paid above the London Living Wage. Further information can be found on: www.livingwage.org.uk

Lambeth has been accredited with the Living Wage Foundation since November 2012.

Of 292 current contracts above £100k value, 202 contracts are LW compliant with a total annual value of £336m.

Procurement provides the framework and policy guidance to support LW in Lambeth's contracts, centrally monitoring progress.

Impact Hub Brixton / POP Brixton

Impact Hub Brixton provides a creative coworking space for a diverse community of start-ups, social ventures, SMEs and freelancers. Procurement and the Hub team are discussing how members can sell their services to Lambeth. Initially in the Town Hall basement, the Hub is moving to POP Brixton.



The Council is committed to transparency. Procurement demonstrates that we make our decisions about spending in a fair and transparent way and is clear to stakeholders about how award decisions are made.

Procurement ensures all procurement opportunities above £25,000 are advertised on [Contracts Finder](#); improving opportunities for small businesses.

Communities Feel Safe & Stronger

Crime reduces

Vulnerable children and adults get support and protection

Older, disabled and vulnerable people can live independently and have control over their lives

People are healthier, for longer



iDream Alliance Contract

Co-designed with over 80 young people, parents, commissioners and youth services, the service assists young people affected by drugs and alcohol through an appreciative approach. The principle encourages focus on the skills and abilities of the young people have that have not been named or recognised before. The young people are no longer identified by their problems and past issues.

Teenage Parent Accommodation and Support

Young people have co-produced service options through anonymous feedback. Two Parent Champions will work with the Council to evaluate providers, and on a voluntary basis establish a peer review process that will contribute to the management of the service.

An alliance contract was commissioned, consisting of three youth centres and three creative media, art and music projects. All the practitioners are being trained and supported by an appreciative specialist, and the first year is being evaluated by the University of Brighton. They will work with 100 young people over the course of 12 months.

South East London Commissioning Consortium

Lambeth established a consortium which includes commissioners from Southwark, Greenwich, Merton, Lewisham and Bexley. In engaging the Independent Foster Care and Residential Care providers, Lambeth has sought to maximise the level of good quality placements and achieved cost and volume discounts for the group.

Social Care – Children with Disabilities Short Breaks

Social Care and Commissioning have been working to promote a coproductive design approach to inform the Children with Disabilities Short Breaks tender. Coproduction sessions have been held with the Parents Forum and other groups to develop a questionnaire to shape the service specification and build relations between parents and carers. The Short Breaks Statement detailing the service provision will be revised following this work and services procured to meet the various support needs identified.

Integrated Working and Adult Learning Frameworks

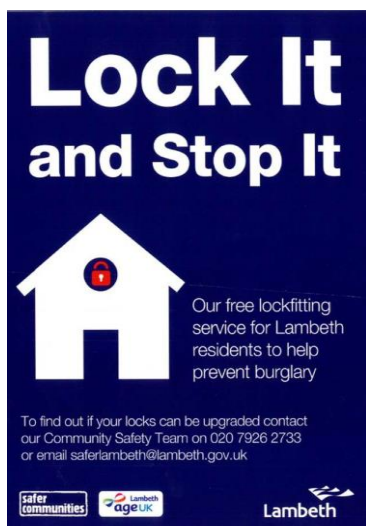
Procurement supported Adult Learning in Education in setting up an extensive framework to assist adults access further education that will get them into the jobs market. Government funded, this programme receives excellent OFSTED ratings. Children's Services have also procured sessional learning services for Children Centres.

Using this model, procurement has assisted Business and Growth to implement Learning Frameworks. Within Vauxhall and Nine Elms there is massive regeneration and such frameworks will enable Lambeth residents to benefit from the construction trade employment opportunities that are being created.

Digi-buddies

The service seeks to maximise the number of residents with basic digital skills (send/receive emails, use search engine, browse the internet and fill out an online application form), targeting the digitally excluded residents in our target groups (aged 65+, disabled, not in a job or in training, black Caribbean, social renters).

Through Digi-buddies the Council is piloting use of the Social Value Portal, enabling social value to be measured to gauge how much a supplier can give back to the community alongside the service they are providing.



Handypersons Service with 'Lock it and stop it' 2015-18

Two previously independent services:

- *Handypersons service* – part of Lambeth's early intervention model enabling citizens to remain living safely and independently through the council's Emergency Support Scheme
 - *The Lock it and Stop It* – a preventative service which aims to reduce burglary and improve the safety of residents
- were combined to produce cost savings of £9,000 per annum and prevent duplication of tasks. The client group covers those who have been burgled repeatedly, those living in vulnerable locations and those deemed at risk for a variety of other factors.

HIV Peer Support Service

Supporting people living with HIV to participate in training / employment and achieve greater financial security. The model for the service is 'peer support' whereby people living with HIV are empowered to support other people who are living with the virus. Lambeth led the procurement on a Tri-Borough basis.

Pan-London HIV Prevention Programme 2014-17

Lambeth commissioned services to support the HIV Prevention Programme on a pan London basis. Raising awareness of HIV, promoting initial and regular HIV testing and safer sexual behaviour – the programme has contributed to improving the health of our local population and across London.

Looking Ahead

Building on the successes achieved through procurement over the last 12 months, continuous development of our cooperative commissioning operating model is essential to ensure continued focus on citizens and community outcomes maximising value from reducing resources.

To achieve this, the procurement community is required to build upon and support strong self-reliant working across the whole Council together with its communities and partners. The Council's seeks to achieve this through SMART Support Programme, to enable Procurement to be:

- **Smarter:** centralised procurement providing consistent support to meet changing demands of user needs
- **Simpler:** centralised procurement team will be easy to access, with the support offer clearly defined and communicated to users or service
- **Cheaper:** centralised model will deliver financial savings

Work is underway to restructure the Council's procurement and commissioning functions, aggregating procurement professionals into a single team to support a category management approach. This team will deliver the Council's professional procurement service through structured category groupings to provide Council teams, citizens and communities greater clarity on specific areas of expertise, roles and responsibilities:

- Care & Health Services
- Regeneration, Construction, FM & Estates
- Energy and Shared Services
- Community, Environment Leisure and Culture

A new National Strategy for Procurement has been developed by the Local Government Association setting a vision and good practice framework for Local Government. There is a strong fit between the Strategy and the Council's vision for a SMART procurement service. Procurement in Lambeth is currently reviewing the four main themes of the Strategy which are linked to wider challenges faced by local authorities:

Strategy Area	Wider Agenda Responded To
Making Savings	Organisational budget pressures
Supporting Local Economies	Economic sustainability and local social value
Demonstrating Leadership	Driving through actions into improved delivery
Modernisation	Need to create efficiency and do more with less

Lambeth's Procurement Strategy will seek to address these challenges, to ensure the Council can effectively deliver a responsive, professional procurement service to meet the Cooperative Council Community Plan Outcomes into the future.

Contacts

Procurement
Phoenix House, 10 Wandsworth Road
London SW8 2LL
email: contractstrategy@lambeth.gov.uk

Useful Links (External): www.lambeth.gov.uk

- [Council Contract Opportunities – guide](#)
- [Three-year procurement plan](#)
- [Selling services to Lambeth Council](#)

Useful Links (Internal): [Lamnet Procurement](#)

Appendix

Expenditure data 2014-15 Summary position

	Spend	Suppliers Used	Note:				
Total	£ 582,666,493.40	3,482	Note: Some suppliers both Revenue and Capital				
Revenue	£ 447,736,275.94	3,325	SME/Local in Rev & Capital			13	
Capital	£ 134,930,217.50	316	SME in Rev & Capital			44	
			Local in Rev & Capital			33	
TOTAL	£ 582,666,493.44	3641					

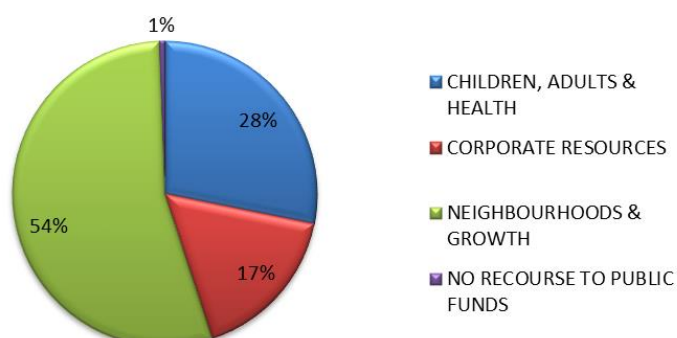
SME		% of total			
	Spend (£)	Suppliers Used	Spend	Supplier	
Revenue	£ 90,992,189.59	896	20.32%	26.95%	
Capital	£ 13,314,812.46	110	9.87%	34.81%	
TOTAL	£ 104,307,002.05	962	17.90%	27.28%	

LOCAL		% of total			
	Spend (£)	Suppliers Used	Spend	Supplier	
Revenue	£ 83,797,275.45	649	18.72%	19.52%	
Capital	£ 5,872,803.48	52	4.35%	16.46%	
TOTAL	£ 89,670,078.93	668	15.39%	19.00%	

For the purposes of this analysis, local suppliers are those with a Lambeth postcode.

LOCAL & SME		% of total			
	Spend (£)	Suppliers Used	Spend	Supplier	
Revenue	£ 19,540,867.43	193	4.36%	5.80%	
Capital	£ 653,561.78	24	0.48%	7.59%	
TOTAL	£ 20,194,429.21	204	3.47%	5.84%	

Total Spend 2014-15 by Department

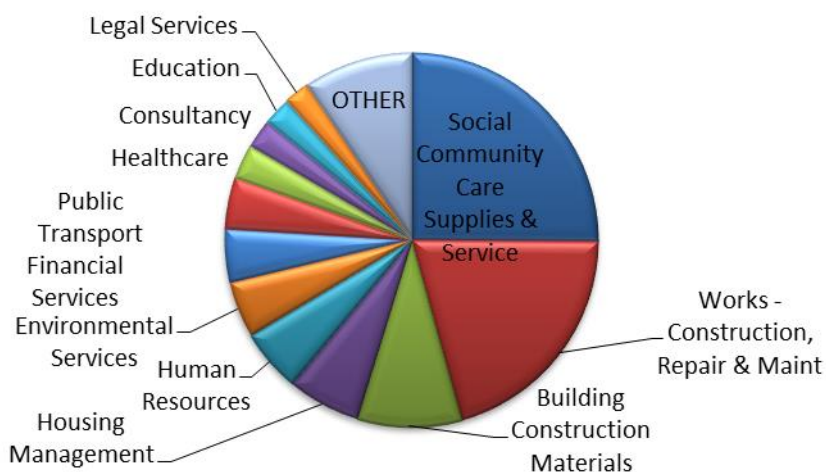


Note: Proclass is a generic classification system used by local government. It does not describe specific services provided to Lambeth.

TOTAL SPEND 2014-15 by ProClass Level One

Sum of GL Distribution Amount	SPEND TYPE ▼		
Top level Category ▼	CAPITAL	REVENUE	Grand Total
Social Community Care Supplies & Service	£ 604,903.60	£ 145,757,380.66	£ 146,362,284.26
Works - Construction, Repair & Maint	£ 85,310,581.97	£ 34,406,745.81	£ 119,717,327.78
Building Construction Materials	£ 34,679,487.79	£ 18,150,485.64	£ 52,829,973.43
Housing Management	£ 58,295.30	£ 36,471,020.63	£ 36,529,315.93
Human Resources	£ 5,578.92	£ 31,820,471.70	£ 31,826,050.62
Environmental Services	£ 3,300,953.89	£ 25,169,621.88	£ 28,470,575.77
Financial Services	£ 809,823.79	£ 25,965,378.94	£ 26,775,202.73
Public Transport	£ 484,294.63	£ 25,413,230.21	£ 25,897,524.84
Healthcare	£ 98,334.66	£ 17,413,548.03	£ 17,511,882.69
Consultancy	£ 5,067,840.35	£ 9,531,638.73	£ 14,599,479.08
Education	£ 413,224.90	£ 13,712,504.85	£ 14,125,729.75
Legal Services	£ 220,418.90	£ 12,418,416.27	£ 12,638,835.17
Facilities & Management Services	£ 2,216,994.14	£ 10,341,578.29	£ 12,558,572.43
Information Communication Technology	£ 705,991.54	£ 9,399,624.10	£ 10,105,615.64
Utilities	£ 71,373.99	£ 8,855,865.13	£ 8,927,239.12
Cleaning & Janitorial	£ 31,284.65	£ 6,782,619.82	£ 6,813,904.47
Street & Traffic Management	£ 46,397.75	£ 3,945,408.13	£ 3,991,805.88
Catering	£ 78,295.18	£ 3,118,782.77	£ 3,197,077.95
Horticultural	£ 157,640.15	£ 1,766,898.28	£ 1,924,538.43
Arts & Leisure Services	£ 34,213.68	£ 1,662,367.23	£ 1,696,580.91
Mail Services	£ 16,958.81	£ 1,424,869.10	£ 1,441,827.91
Furniture & Soft Furnishings	£ 278,996.60	£ 1,114,246.14	£ 1,393,242.74
Vehicle Management	£ 4,987.00	£ 1,359,749.86	£ 1,364,736.86
Highway Equipment & Materials	£ 158,972.33	£ 762,698.30	£ 921,670.63
Sports & Playground Equipment & Maint	£ 67,870.55	£ 498,508.90	£ 566,379.45
Cemetery & Crematorium		£ 276,343.83	£ 276,343.83
Stationery	£ 4,188.00	£ 128,825.20	£ 133,013.20
Clothing	£ 2,314.38	£ 23,629.20	£ 25,943.58
Social Community Care Supplies & Services		£ 23,661.66	£ 23,661.66
Health & Safety		£ 14,715.27	£ 14,715.27
Domestic Goods		£ 5,441.38	£ 5,441.38
Grand Total	£ 134,930,217.45	£ 447,736,275.94	£ 582,666,493.39

Total Spend by Category



TOP 25 supplier spend - Revenue

TOP 25 SPEND REVENUE					
Supplier	Local	SME	Top Level Category	Spend By Category	TOTAL
Matrix SCM Ltd	NO	NO	Human Resources	£ 27,228,475.75	£ 27,228,475.75
Veolia ES (UK) Ltd_d	NO	NO	Environmental Services	£ 18,618,513.44	£ 22,947,468.80
			Financial Services	£ 2,400.00	
			Housing Management	£ 19,201.24	
			Public Transport	£ 1,826,759.74	
			Works - Construction, Repair & Maint	£ 2,480,594.38	
Lambeth Living Ltd	NO	YES	Consultancy	£ 18,845.52	£ 20,657,715.46
			Housing Management	£ 20,342,949.50	
			Human Resources	£ 293,711.90	
			Social Community Care Supplies & Service	£ 2,208.54	
Western Riverside Waste Authority	NO	NO	Environmental Services	£ 5,234,423.06	£ 15,961,378.43
			Financial Services	£ 10,726,955.37	
Transport Trading Ltd	NO	NO	Public Transport	£ 12,731,985.50	£ 12,731,985.50
Mears Limited	NO	NO	Building Construction Materials	£ 3,207,239.33	£ 12,118,926.55
			Cleaning & Janitorial	£ 2,110,062.77	
			Financial Services	£ 25,425.00	
			Horticultural	£ 232,157.85	
			Works - Construction, Repair & Maint	£ 6,544,041.60	
Regenter Myatts Field North Ltd	YES	YES	Social Community Care Supplies & Service	£ 6,047,948.34	£ 8,999,276.41
			Works - Construction, Repair & Maint	£ 2,951,328.07	
Guys & St Thomas NHS Foundation Trust	NO	NO	Healthcare	£ 8,927,452.00	£ 8,950,516.00
			Social Community Care Supplies & Service	£ 23,064.00	
Morrison Facilities Services Ltd_d	NO	NO	Building Construction Materials	£ 3,625,555.88	£ 8,854,910.22
			Cleaning & Janitorial	£ 1,311,627.14	
			Horticultural	£ 239,936.54	
			Works - Construction, Repair & Maint	£ 3,677,790.66	
Transport for London	NO	NO	Public Transport	£ 7,140,790.44	£ 7,140,790.44
Cofely Workplace Ltd	NO	NO	Cleaning & Janitorial	£ 3,231,231.84	£ 7,105,094.93
			Facilities & Management Services	£ 1,325,439.81	
			Financial Services	£ 156,166.28	
			Works - Construction, Repair & Maint	£ 2,392,257.00	
South London & Maudsley (nhs) Trust	NO	NO	Cleaning & Janitorial	£ 47,967.03	£ 5,850,578.64
			Financial Services	£ 170,000.00	
			Healthcare	£ 648,000.00	
			Human Resources	£ 143,737.25	
			Social Community Care Supplies & Service	£ 4,837,206.36	
			Works - Construction, Repair & Maint	£ 3,668.00	
Denhan International	YES	YES	Social Community Care Supplies & Service	£ 5,625,741.20	£ 5,625,741.20
Capita Business Services Ltd	NO	NO	Consultancy	£ 1,738,303.52	£ 5,538,669.09
			Financial Services	£ 200.00	
			Housing Management	£ 3,687,012.01	
			Human Resources	£ 80,512.18	
			Information Communication Technology	£ 32,641.38	
Apollo Property Services Group Ltd	NO	NO	Building Construction Materials	£ 2,926,268.55	£ 5,482,271.25
			Horticultural	-£ 38,006.75	
			Works - Construction, Repair & Maint	£ 2,594,009.45	
Midos Estates Ltd	YES	YES	Social Community Care Supplies & Service	£ 5,199,462.58	£ 5,199,462.58
Allied Healthcare (UK) Ltd	NO	NO	Social Community Care Supplies & Service	£ 5,078,502.66	£ 5,078,502.66
NSL Services Group Ltd	YES	YES	Consultancy	£ 1,493,320.41	£ 4,941,527.84
			Facilities & Management Services	£ 1,443.11	
			Street & Traffic Management	£ 3,418,607.07	
			Works - Construction, Repair & Maint	£ 28,157.25	
Department for Communities & Local Governm	NO	NO	Legal Services	£ 3,320,861.91	£ 3,320,861.91
Southside Partnership	YES	NO	Social Community Care Supplies & Service	£ 3,307,812.36	£ 3,307,812.36
Windmill Care Centre	NO	NO	Social Community Care Supplies & Service	£ 3,242,017.99	£ 3,242,017.99
Swiss Post Solutions Ltd	NO	NO	Facilities & Management Services	£ 2,623,884.13	£ 3,239,064.91
			Mail Services	£ 615,180.78	
Limetree Healthcare Ltd	NO	NO	Social Community Care Supplies & Service	£ 3,159,415.55	£ 3,159,415.55
Queens Oak Care Centre	NO	NO	Social Community Care Supplies & Service	£ 294,682.86	£ 2,946,682.86
Corona Energy	NO	NO	Utilities	£ 292,623.17	£ 2,926,237.17
TOTAL TOP 25 SPEND					£ 212,555,384.50
TOTAL REVENUE SPEND					£ 447,736,275.94
TOP 25 as a % of total Capital Spend					47.47%
TOP 25 as a % of total Capital Spend suppliers					0.75%

Top 25 supplier spend - Capital

TOP 25 SPEND CAPITAL					
Supplier	Local	SME	Top Level Category	Spend By Category	TOTAL
Apollo Property Services Group Ltd	NO	NO	Building Construction Materials	£ 10,335,810.64	£ 33,429,595.69
			Works - Construction, Repair & Maint	£ 23,093,785.05	
Mears Limited	NO	NO	Building Construction Materials	£ 3,179,064.45	£ 17,868,547.56
			Works - Construction, Repair & Maint	£ 14,689,483.11	
F M Conway Ltd_d	NO	NO	Consultancy	£ 16,913.50	£ 7,664,831.97
			Environmental Services	£ 2,297,777.68	
			Works - Construction, Repair & Maint	£ 5,350,140.79	
ISG Construction Ltd	NO	NO	Building Construction Materials	£ 5,162,591.43	£ 6,860,035.43
			Works - Construction, Repair & Maint	£ 1,697,444.00	
Wates Construction Ltd	NO	NO	Building Construction Materials	£ 5,256,106.73	£ 5,261,204.41
			Works - Construction, Repair & Maint	£ 5,097.68	
Morrison Facilities Services Ltd_d	NO	NO	Works - Construction, Repair & Maint	£ 2,733,880.12	£ 3,718,080.96
			Building Construction Materials	£ 984,200.84	
Mulalley & Co Ltd	NO	NO	Building Construction Materials	£ 524,139.47	£ 3,644,323.35
			Works - Construction, Repair & Maint	£ 3,120,183.88	
Neilcott Construction Ltd	NO	NO	Building Construction Materials	£ 273,363.50	£ 3,434,868.30
			Works - Construction, Repair & Maint	£ 3,161,504.80	
Greater London Authority	YES		Consultancy	£ 3,232,856.00	£ 3,232,856.00
Carillion Capital Projects Ltd	NO	NO	Works - Construction, Repair & Maint	£ 3,072,000.00	£ 3,072,000.00
F M Conway Ltd	NO	NO	Works - Construction, Repair & Maint	£ 3,035,784.13	£ 3,035,784.13
Mitie Property Services (UK) Ltd_d	NO	YES	Works - Construction, Repair & Maint	£ 2,846,397.32	£ 2,846,397.32
CVU_d	NO	NO	Consultancy	£ 16,200.00	£ 2,825,111.75
			Environmental Services	£ 520,020.83	
			Works - Construction, Repair & Maint	£ 2,288,890.92	
Breyer Group Plc_d	NO	NO	Works - Construction, Repair & Maint	£ 2,557,010.04	£ 2,557,010.04
Oco Ltd_d	NO	NO	Building Construction Materials	£ 997,164.48	£ 2,391,553.99
			Works - Construction, Repair & Maint	£ 1,394,389.51	
Carillion Capital Projects Ltd_d	NO	NO	Building Construction Materials	£ 2,000,000.00	£ 2,000,000.00
T Brown Group Ltd_d	NO	NO	Building Construction Materials	£ 850,757.98	£ 1,830,623.64
			Works - Construction, Repair & Maint	£ 979,865.66	
United House Ltd	NO	NO	Works - Construction, Repair & Maint	£ 1,637,334.62	£ 1,637,334.62
T Brown Group Ltd		YES	Building Construction Materials	£ 1,391,724.22	£ 1,391,724.22
Frankham Consultancy Group Ltd	NO	NO	Building Construction Materials	£ 138,016.24	£ 1,379,873.79
			Works - Construction, Repair & Maint	£ 1,241,857.55	
Thomas Sinden Construction Ltd_d	NO	YES	Works - Construction, Repair & Maint	£ 1,350,703.35	£ 1,350,703.35
Oco Ltd	NO	NO	Building Construction Materials	£ 1,208,065.70	£ 1,208,065.70
Quinn London Ltd	NO	NO	Building Construction Materials	£ 458,034.00	£ 1,118,223.00
			Works - Construction, Repair & Maint	£ 660,189.00	
Kier Construction Ltd	NO	NO	Building Construction Materials	£ 304,522.70	£ 1,067,328.67
			Works - Construction, Repair & Maint	£ 762,805.97	
CVU	NO	NO	Works - Construction, Repair & Maint	£ 1,009,133.09	£ 1,009,133.09
TOTAL TOP 25 SPEND					£ 115,835,210.98
TOTAL CAPITAL SPEND					£ 134,930,217.45
TOP 25 as a % of total Capital Spend					85.85%
TOP 25 as a % of total Capital Spend suppliers					8.86%

TOTAL INVOICES PAID	105,780
TOTAL INVOICE VALUE	£ 582,666,493.39
AVERAGE INVOICE VALUE	£ 5,508.29

TOP 20 SME suppliers

TOTAL SPEND BY TOP 20 SME Suppliers			
Supplier	Top level Category	Spend	Total Spend
Regenter Myatts Field North Ltd	Social Community Care Supplies & Service	6,047,948.34	
	Works - Construction, Repair & Maint	2,951,328.07	8,999,276.41
Mitie Property Services (UK) Ltd	Works - Construction, Repair & Maint	7,206,265.91	7,206,265.91
T Brown Group Ltd	Building Construction Materials	5,244,982.59	
	Works - Construction, Repair & Maint	979,865.66	6,224,848.25
Denhan International	Social Community Care Supplies & Service	5,625,741.20	5,625,741.20
Southside Partnership	Social Community Care Supplies & Service	3,307,812.36	3,307,812.36
Thames Reach	Financial Services	12,444.93	
	Human Resources	1,529,309.64	
	Social Community Care Supplies & Service	835,491.43	2,377,246.00
Norbury Property Services (London) Ltd	Social Community Care Supplies & Service	2,327,182.05	2,327,182.05
Alphatrack Systems Ltd	Facilities & Management Services	1,600,988.51	4,704,428.05
Midos Estates Ltd	Social Community Care Supplies & Service	1,440,653.73	1,440,653.73
Loughborough Emb Ltd	Housing Management	1,403,547.02	1,403,547.02
Majedie Asset Management Ltd	Financial Services	1,316,104.55	2,844,200.75
Anthony Gold Solicitors	Legal Services	1,193,560.90	1,193,560.90
City Suburban Tree Surgeons Ltd	Horticultural	1,133,224.61	
	Works - Construction, Repair & Maint	14,250.00	1,147,474.61
NSL Services Group Ltd	Consultancy	1,098,748.62	1,098,748.62
La Retraite RC Girls School	Education	1,071,666.38	1,071,666.38
Sense	Social Community Care Supplies & Service	995,633.36	2,170,415.00
L'Arche Lambeth Community	Social Community Care Supplies & Service	952,773.03	952,773.03
Newham House Supporting People Ltd	Social Community Care Supplies & Service	951,265.00	951,265.00
Broadway	Consultancy	- 24,950.00	
	Environmental Services	200,383.95	
	Social Community Care Supplies & Service	747,576.12	923,010.07
London Grid for Learning	Information Communication Technology	165,468.00	
	Works - Construction, Repair & Maint	743,641.30	923,010.07
TOTAL TOP 20 SPEND			£ 56,893,125.41
TOTAL SME SPEND			£ 104,307,002.05
TOP 20 as a % of total SME Spend			54.54%
TOP 20 as a % of total SME Spend suppliers			2.08%

TOP 20 Local suppliers

TOTAL SPEND BY TOP 20 Local Suppliers			
Supplier	Top level Category	Spend	Total Spend
Lambeth Living Ltd	Consultancy	18,845.52	
	Housing Management	20,342,949.50	
	Human Resources	293,711.90	
	Social Community Care Supplies & Service	2,208.54	20,657,715.46
Guys & St Thomas NHS Foundation Trust	Healthcare	8,927,452.00	
	Social Community Care Supplies & Service	23,064.00	8,950,516.00
NSL Services Group Ltd	Consultancy	1,495,840.41	
	Facilities & Management Services	1,443.11	
	Street & Traffic Management	3,418,607.07	
	Works - Construction, Repair & Maint	28,157.25	4,944,047.84
Morrison Facilities Services Ltd	Building Construction Materials	4,543,045.24	4,543,045.24
Greater London Authority	Consultancy	3,239,397.67	
	Housing Management	583.33	3,239,981.00
Denhan International	Social Community Care Supplies & Service	1,736,425.80	1,736,425.80
Loughborough Emb Ltd	Housing Management	1,403,547.02	1,403,547.02
Lambeth Mencap	Arts & Leisure Services	240.00	
	Social Community Care Supplies & Service	1,369,323.65	1,369,563.65
Kings College Hospital NHS Trust	Healthcare	1,322,889.00	1,322,889.00
Roupell Park Residents Mgt Coop Ltd	Housing Management	1,300,279.67	1,300,279.67
The Rathbone Centre	Financial Services	18,034.56	
	Social Community Care Supplies & Service	1,111,067.90	1,129,102.46
La Retraite RC Girls School	Education	1,071,666.38	1,071,666.38
L'Arche Lambeth Community	Social Community Care Supplies & Service	952,773.03	952,773.03
NHS Lambeth Clinical Commissioning Group	Consultancy	109,907.26	
	Healthcare	587,485.38	
	Information Communication Technology	7,550.00	
	Social Community Care Supplies & Service	156,000.00	860,942.64
Young Lambeth Co-operative	Education	783,270.00	
	Social Community Care Supplies & Service	10,000.00	793,270.00
Unique Personnel (Uk) Ltd	Social Community Care Supplies & Service	755,663.19	755,663.19
Vauxhall One	Consultancy	730,075.36	
	Financial Services	20,662.62	750,737.98
Brook	Healthcare	750,570.75	750,570.75
Blenheim Gardens TMO	Housing Management	740,733.93	740,733.93
Age UK Lambeth	Financial Services	11,666.66	
	Furniture & Soft Furnishings	40.00	
	Social Community Care Supplies & Service	717,325.84	
	Works - Construction, Repair & Maint	10,344.33	739,376.83
TOTAL TOP 20 SPEND			£ 58,012,847.87
TOTAL LOCAL SPEND			£ 89,670,078.93
TOP 20 as a % of total LOCAL Spend			64.70%
TOP 20 as a % of total LOCAL Spend suppliers			2.99%

LAMBETH COMMERCIAL SPEND (with 3rd Parties) 2014-15				
ProClass Level 1 (Top level)	Full ProClass classifications	CAPITAL	SPEND TYPE REVENUE	TOTAL SPEND
Social Community Care Supplies & Service	Social Community Care Supplies & Service.Adult.Nursing Homes		23,081,941.29	23,081,941.29
	Social Community Care Supplies & Service.Adult.Temporary Accommodation, Long Stay		17,347,423.29	17,347,423.29
	Social Community Care Supplies & Service.Adult.Residential Care	240,000.00	16,211,681.77	16,451,681.77
	Social Community Care Supplies & Service.Children.Fostering		10,327,635.30	10,327,635.30
	Social Community Care Supplies & Service.Adult.Mental Health Services		10,266,363.60	10,266,363.60
	Social Community Care Supplies & Service.Adult.Domiciliary Care		9,761,874.33	9,761,874.33
	Social Community Care Supplies & Service.Not Elsewhere Classified.NA		8,533,167.47	8,533,167.47
	Social Community Care Supplies & Service.Adult.NA	3,498.00	7,567,838.27	7,571,336.27
	Social Community Care Supplies & Service.Children.Residential Care	178,477.60	5,390,162.75	5,568,640.35
	Social Community Care Supplies & Service.Adult.Homeless Support	20,000.00	5,333,523.71	5,353,523.71
	Social Community Care Supplies & Service.Adult.Temporary Accommodation, Short Stay		5,337,374.31	5,337,374.31
	Social Community Care Supplies & Service.Adult.Residential Homes for Older People		5,004,619.73	5,004,619.73
	Social Community Care Supplies & Service.Adult.Day Care		3,426,975.49	3,426,975.49
	Social Community Care Supplies & Service.Disabled Children.Care Services		3,075,584.30	3,075,584.30
	Social Community Care Supplies & Service.Adult.Advice & Counselling Services		2,286,063.76	2,286,063.76
	Social Community Care Supplies & Service.Children.NA		1,788,952.19	1,788,952.19
	Social Community Care Supplies & Service.Disabled Children.Volunteering Youth Support Services		1,771,737.66	1,771,737.66
	Social Community Care Supplies & Service.Children.Childcare Services	148,956.00	1,549,166.75	1,698,122.75
	Social Community Care Supplies & Service.Disabled Children.Leisure Early Years		1,282,965.28	1,282,965.28
	Social Community Care Supplies & Service.Supplies.Equipment	13,972.00	1,014,972.28	1,028,944.28
	Social Community Care Supplies & Service.Adult.Sheltered Accommodation		999,670.61	999,670.61
	Social Community Care Supplies & Service.Children.Youth Offending Services		961,490.68	961,490.68
	Social Community Care Supplies & Service.Adult.Temporary Accommodation, Hostels		802,375.87	802,375.87
	Social Community Care Supplies & Service.Disabled Children.NA		743,568.06	743,568.06
	Social Community Care Supplies & Service.Adult.Alcohol & Drug Rehabilitation		590,717.39	590,717.39
	Social Community Care Supplies & Service.Respite Care.NA		473,698.27	473,698.27
	Social Community Care Supplies & Service.Children.Adoption Inter-Agency Fees		195,591.09	195,591.09
	Social Community Care Supplies & Service.Adult.Black & Minority Ethnic Services		165,474.62	165,474.62
	Social Community Care Supplies & Service.Disabled Children.Play Services		132,311.11	132,311.11
	Social Community Care Supplies & Service.Children.Advice & Counselling		70,541.52	70,541.52
	Social Community Care Supplies & Service.Disabled Children.Residential Care		62,364.92	62,364.92
	Social Community Care Supplies & Service.Children.Adoption		49,624.44	49,624.44
	Social Community Care Supplies & Service.Children.Creches		45,175.00	45,175.00
	Social Community Care Supplies & Service.Children.After School Care		33,841.24	33,841.24
	Social Community Care Supplies & Service.Disabled Children.Day Services		30,546.23	30,546.23
	Social Community Care Supplies & Service.Children.Black & Minority Ethnic Services		22,311.36	22,311.36
	Social Community Care Supplies & Service.Children.Adolescent Mental Health Services		20,155.62	20,155.62
	Social Community Care Supplies & Service.Supplies.NA		18,874.00	18,874.00
	Social Community Care Supplies & Service.Supplies.Consumables		2,620.76	2,620.76
	Social Community Care Supplies & Service.Children.Baby Sitting Services		66.00	66.00
Social Community Care Supplies & Service Total		604,903.60	145,781,042.32	146,385,945.92
Works - Construction, Repair & Maint	Works - Construction, Repair & Maint.Buildings.Construction	28,287,439.75	10,530,274.47	38,817,714.22
	Works - Construction, Repair & Maint.Not Elsewhere Classified.NA	25,310,823.05	2,845,652.46	28,156,475.51
	Works - Construction, Repair & Maint.Buildings.Repair & Maintenance	12,350,278.16	12,360,754.36	24,711,032.52
	Works - Construction, Repair & Maint.Open Spaces.Repair & Maintenance	5,188,447.44	3,880,729.56	9,069,177.00
	Works - Construction, Repair & Maint.Roads.Repair & Maintenance	8,152,433.04	686,972.12	8,839,405.16
	Works - Construction, Repair & Maint.Consultancy.NA	2,481,180.39	980,303.78	3,461,484.17
	Works - Construction, Repair & Maint.Engineering.NA	21,637.90	2,150,750.70	2,172,388.60
	Works - Construction, Repair & Maint.Architect.NA	1,135,139.82	132,566.82	1,267,706.64
	Works - Construction, Repair & Maint.Roads.Construction	1,009,133.09		1,009,133.09
	Works - Construction, Repair & Maint.Roads.Reconstruction & Resurfacing	833,658.00	10,608.00	844,266.00
	Works - Construction, Repair & Maint.Open Spaces.Construction	74,994.05	281,731.19	356,725.24
	Works - Construction, Repair & Maint.Roads.NA	168,138.44	144,796.75	312,935.19
	Works - Construction, Repair & Maint.Buildings.Surveys	223,949.00	45,150.26	269,099.26
	Works - Construction, Repair & Maint.Roads.Emergency		162,604.18	162,604.18
	Works - Construction, Repair & Maint.Open Spaces.NA	39,859.84	90,725.15	130,584.99
	Works - Construction, Repair & Maint.Buildings.NA	30,720.00	30,382.00	61,102.00
	Works - Construction, Repair & Maint.Open Spaces.Surveys	2,750.00	56,150.00	58,900.00
	Works - Construction, Repair & Maint.Roads.Surveys		16,594.01	16,594.01
Works - Construction, Repair & Maint Total		85,310,581.97	34,406,745.81	119,717,327.78
Building Construction Materials	Building Construction Materials.Electrical.NA	14,525,520.64	9,701,342.08	24,226,862.72
	Building Construction Materials.Not Elsewhere Classified.NA	10,924,937.64	1,324,279.71	12,249,217.35
	Building Construction Materials.Heating & Air Conditioning.NA	3,635,725.36	6,776,809.04	10,412,534.40
	Building Construction Materials.Bathrooms.NA	5,441,485.83	21,313.80	5,462,799.63
	Building Construction Materials.Paint & Finishing.NA		202,474.66	202,474.66
	Building Construction Materials.Glazing.NA	55,589.13	13,167.20	68,756.33
	Building Construction Materials.General Materials.NA	61,238.00	2,418.92	63,656.92
	Building Construction Materials.Signage.NA	34,991.19	28,061.42	63,052.61
	Building Construction Materials.Fencing.NA		55,156.55	55,156.55
	Building Construction Materials.Hand Tools.NA		10,659.76	10,659.76
	Building Construction Materials.Floor Coverings.NA		7,965.00	7,965.00
	Building Construction Materials.Kitchens.NA		4,400.00	4,400.00
	Building Construction Materials.Roofing.NA		1,520.00	1,520.00
	Building Construction Materials.Plumbing.NA		875.00	875.00
	Building Construction Materials.Lighting.NA		42.50	42.50
Building Construction Materials Total		34,679,487.79	18,150,485.64	52,829,973.43
Housing Management	Housing Management.Arms Length Management Organisations.NA	37,920.30	19,884,447.66	19,922,367.96
	Housing Management.Not Elsewhere Classified.NA		10,264,466.30	10,264,466.30
	Housing Management.Letting Agents.NA	20,375.00	2,855,234.33	2,875,609.33
	Housing Management.Stock Management.NA		2,241,212.53	2,241,212.53
	Housing Management.Housing Association Services.NA		1,073,500.27	1,073,500.27
	Housing Management.Tenants Associations.NA		152,159.54	152,159.54

Housing Management Total		58,295.30	36,471,020.63	36,529,315.93
Human Resources	Human Resources.Temporary & Agency Staff.NA		27,739,830.18	27,739,830.18
	Human Resources.Temporary & Agency Staff.Salaries		1,543,709.29	1,543,709.29
	Human Resources.Training & Conferences.Training	5,578.92	1,328,464.46	1,334,043.38
	Human Resources.Recruitment & Assessment.NA		535,398.54	535,398.54
	Human Resources.Interpretation & Translation.NA		204,209.44	204,209.44
	Human Resources.Training & Conferences.Conferences		183,463.92	183,463.92
	Human Resources.Professional & Advisory Services.NA		119,348.91	119,348.91
	Human Resources.Temporary & Agency Staff.Social & Community Care		77,516.42	77,516.42
	Human Resources.Travel & Subsistence.Taxi Fares		43,697.40	43,697.40
	Human Resources.Temporary & Agency Staff.Professional		21,000.60	21,000.60
	Human Resources.Travel & Subsistence.NA		13,846.00	13,846.00
	Human Resources.Temporary & Agency Staff.Supply Teachers		3,197.40	3,197.40
	Human Resources.Training & Conferences.NA		3,116.00	3,116.00
	Human Resources.Not Elsewhere Classified.NA		2,368.14	2,368.14
	Human Resources.Accommodation.NA		1,305.00	1,305.00
Human Resources Total		5,578.92	31,820,471.70	31,826,050.62
Environmental Services	Environmental Services.Waste Management.Waste Collection	19,435.00	12,095,672.90	12,115,107.90
	Environmental Services.Street Cleansing.NA		6,495,914.78	6,495,914.78
	Environmental Services.Waste Management.Recycling		5,302,080.81	5,302,080.81
	Environmental Services.Not Elsewhere Classified.NA	3,163,109.96	11,528.14	3,174,638.10
	Environmental Services.Demolition & Asbestos Removal.NA	110,805.73	339,059.55	449,865.28
	Environmental Services.Animal Services.NA		323,848.29	323,848.29
	Environmental Services.Monitoring.NA		297,060.00	297,060.00
	Environmental Services.Waste Management.Waste Collection for Recycling		156,586.78	156,586.78
	Environmental Services.Street Cleansing.Gully Cleansing		80,823.70	80,823.70
	Environmental Services.Waste Management.Waste Disposal	7,603.20	15,938.46	23,541.66
	Environmental Services.Waste Management.Toxic & Hazardous Waste		17,601.90	17,601.90
	Environmental Services.Animal Services.Kennel Services		7,968.46	7,968.46
	Environmental Services.Land Protection.NA		6,522.38	6,522.38
	Environmental Services.Animal Services.Pest & Animal Control		4,699.00	4,699.00
	Environmental Services.Testing & Inspection.NA		3,350.00	3,350.00
	Environmental Services.Graffiti Removal.NA		3,039.18	3,039.18
	Environmental Services.Water Assessment & Treatment.NA		2,501.86	2,501.86
	Environmental Services.Waste Management.Consumables		1,826.84	1,826.84
	Environmental Services.Waste Management.Abandoned Vehicles		1,244.00	1,244.00
	Environmental Services.Forensic & Laboratory.NA		1,075.00	1,075.00
	Environmental Services.Waste Management.NA		680.00	680.00
	Environmental Services.Animal Services.Veterinary Services		599.85	599.85
Environmental Services Total		3,300,953.89	25,169,621.88	28,470,575.77
Financial Services	Financial Services.Not Elsewhere Classified.NA		11,238,993.18	11,238,993.18
	Financial Services.Grants.NA	794,449.29	2,304,273.92	3,098,723.21
	Financial Services.Pension Funds.NA		2,711,128.28	2,711,128.28
	Financial Services.Insurance.Property		2,583,966.34	2,583,966.34
	Financial Services.Rents.NA	7,100.00	2,176,794.07	2,183,894.07
	Financial Services.Subscriptions.NA		1,718,849.14	1,718,849.14
	Financial Services.Insurance.NA		1,217,214.76	1,217,214.76
	Financial Services.Audit.NA		511,786.00	511,786.00
	Financial Services.Banking.NA		502,390.75	502,390.75
	Financial Services.Investments.NA		200,233.63	200,233.63
	Financial Services.Debt Collection & Recovery.NA		190,641.54	190,641.54
	Financial Services.Council Tax & Business Rates.NA		178,013.34	178,013.34
	Financial Services.Cash Collection.NA		171,417.81	171,417.81
	Financial Services.Accountancy.NA	8,274.50	119,735.18	128,009.68
	Financial Services.Periodicals.NA		103,206.53	103,206.53
	Financial Services.Credit Services.NA		33,734.47	33,734.47
	Financial Services.Credit Services.Cards		3,000.00	3,000.00
Financial Services Total		809,823.79	25,965,378.94	26,775,202.73
Public Transport	Public Transport.Passenger Transport.NA	478,494.63	11,932,824.65	12,411,319.28
	Public Transport.Concessionary Fares & Subsidized Travel.NA		10,367,598.80	10,367,598.80
	Public Transport.Taxi Services.Home to School		2,244,978.49	2,244,978.49
	Public Transport.Taxi Services.NA		748,640.01	748,640.01
	Public Transport.Not Elsewhere Classified.NA		62,436.84	62,436.84
	Public Transport.Taxi Services.Non Staff		37,284.43	37,284.43
	Public Transport.Haulage.NA		16,987.99	16,987.99
	Public Transport.Maintenance.NA	5,800.00	2,479.00	8,279.00
Public Transport Total		484,294.63	25,413,230.21	25,897,524.84
Healthcare	Healthcare.Services.NA		10,163,022.96	10,163,022.96
	Healthcare.Public Health.NA	90,624.00	6,877,151.04	6,967,775.04
	Healthcare.Occupational Therapy Services.NA		275,297.57	275,297.57
	Healthcare.Drugs.NA		40,112.04	40,112.04
	Healthcare.Counselling.NA		22,270.00	22,270.00
	Healthcare.Fees.NA		19,223.53	19,223.53
	Healthcare.Equipment.NA	7,710.66	5,752.42	13,463.08
	Healthcare.Not Elsewhere Classified.NA		9,582.00	9,582.00
	Healthcare.Operations.NA		1,136.47	1,136.47
Healthcare Total		98,334.66	17,413,548.03	17,511,882.69
Consultancy	Consultancy.Technical & Feasibility.NA	3,303,385.00	2,496,216.34	5,799,601.34
	Consultancy.Business.NA	502,464.37	4,038,867.47	4,541,331.84
	Consultancy.Not Elsewhere Classified.NA	364,963.89	1,055,587.81	1,420,551.70
	Consultancy.Strategic Planning.NA	16,315.00	1,226,885.25	1,243,200.25
	Consultancy.Property.NA	821,522.59	23,419.52	844,942.11
	Consultancy.Procurement.NA	7,278.00	342,623.01	349,901.01
	Consultancy.Management.NA		253,230.03	253,230.03
	Consultancy.Management.Organisation & Planning	51,311.50	30,653.00	81,964.50
	Consultancy.Efficiency.NA		28,664.00	28,664.00
	Consultancy.Management.Personnel		26,296.62	26,296.62
	Consultancy.Management.Efficiency	600.00	13,613.60	14,213.60
	Consultancy.NA.NA		4,417.92	4,417.92
Consultancy Total		5,067,840.35	9,531,638.73	14,599,479.08
Education	Education.School Services.NA		7,445,201.79	7,445,201.79
	Education.Educational Placements.NA		2,618,424.76	2,618,424.76
	Education.Not Elsewhere Classified.NA		1,865,019.72	1,865,019.72
	Education.NA.NA	250,000.00	663,550.37	913,550.37
	Education.Adult & Further Education Services.NA		413,540.86	413,540.86
	Education.Library Books.NA	18,477.70	291,813.98	310,291.68
	Education.Library Services.NA	143,300.00	42,523.77	185,823.77
	Education.Statutory Education Services.Curriculum		154,538.54	154,538.54
	Education.Literature.NA	1,447.20	79,796.19	81,243.39
	Education.Supplies.NA		59,534.36	59,534.36
	Education.School Books.NA		29,170.97	29,170.97
	Education.Arts & Crafts.NA		16,871.59	16,871.59
	Education.School Musical Instruments.NA		14,884.80	14,884.80
	Education.Statutory Education Services.NA		8,103.25	8,103.25
	Education.Examinational Fees.NA		6,810.90	6,810.90
	Education.Audio Visual.NA		2,719.00	2,719.00
Education Total		413,224.90	13,712,504.85	14,125,729.75
Legal Services	Legal Services.General Support.NA	201,092.28	6,015,777.99	6,216,870.27
	Legal Services.Advocacy.NA	19,326.62	4,806,771.09	4,826,097.71
	Legal Services.Legal Opinion.NA		604,594.21	604,594.21
	Legal Services.Not Elsewhere Classified.NA		446,811.36	446,811.36
	Legal Services.NA.NA		367,983.47	367,983.47
	Legal Services.Specialist Support.NA		104,946.24	104,946.24
	Legal Services.Election Services.NA		71,531.91	71,531.91

Legal Services Total		220,418.90	12,418,416.27	12,638,835.17
Facilities & Management Services	Facilities & Management Services.Printing.NA		2,972,154.12	2,972,154.12
	Facilities & Management Services.Security.Closed-Circuit Television	853,881.77	1,532,646.51	2,386,528.28
	Facilities & Management Services.Security.NA		1,455,772.02	1,455,772.02
	Facilities & Management Services.Lifts.NA	115,077.39	1,097,280.34	1,212,357.73
	Facilities & Management Services.Security.Equipment	811,326.85	358,225.91	1,169,552.76
	Facilities & Management Services.Room Hire.NA	165.00	1,113,078.76	1,113,243.76
	Facilities & Management Services.Retail.NA	350,400.00	194,816.82	545,216.82
	Facilities & Management Services.Advertising.NA		450,398.11	450,398.11
	Facilities & Management Services.Design & Photography.NA	46,024.00	194,870.97	240,894.97
	Facilities & Management Services.Public Relations & Image.NA	14,673.00	205,418.98	220,091.98
	Facilities & Management Services.Removals.NA		158,840.96	158,840.96
	Facilities & Management Services.Property Management.NA	3,711.13	153,537.30	157,248.43
	Facilities & Management Services.Storage.NA		118,608.63	118,608.63
	Facilities & Management Services.Advertising.Promotional & Recruitment	6,600.00	110,798.50	117,398.50
	Facilities & Management Services.Advertising.Statutory		104,376.00	104,376.00
	Facilities & Management Services.Document Archiving & Storage.NA		37,856.65	37,856.65
	Facilities & Management Services.Market Research.NA	4,285.00	28,641.09	32,926.09
	Facilities & Management Services.Reprographics.NA		20,128.99	20,128.99
	Facilities & Management Services.Security.Manned Guarding		17,208.11	17,208.11
	Facilities & Management Services.Security.Access Control		15,794.04	15,794.04
	Facilities & Management Services.Portable Building Hire.NA	10,850.00	574.48	11,424.48
	Facilities & Management Services.Not Elsewhere Classified.NA		351.00	351.00
	Facilities & Management Services.Energy Efficiency.NA		200.00	200.00
Facilities & Management Services Total		2,216,994.14	10,341,578.29	12,558,572.43
Information Communication Technology	Information Communication Technology.Hardware.NA	152,687.31	1,627,303.70	1,779,991.01
	Information Communication Technology.Telecommunications.Airwave		1,397,652.48	1,397,652.48
	Information Communication Technology.Software.NA	104,033.91	1,285,495.76	1,389,529.67
	Information Communication Technology.Telecommunications.NA	48,142.24	1,203,968.22	1,252,110.46
	Information Communication Technology.Services.Maintenance & Support	273,055.50	887,495.08	1,160,550.58
	Information Communication Technology.Services.NA		698,785.71	698,785.71
	Information Communication Technology.Services.Cloud Services		518,097.13	518,097.13
	Information Communication Technology.Software.Customised & Bespoke	66,245.12	449,956.79	516,201.91
	Information Communication Technology.Services.Application Service Provision	37,121.00	373,366.57	410,487.57
	Information Communication Technology.Services.Consultancy	7,206.46	212,738.28	219,944.74
	Information Communication Technology.Software.Commercial Off-The-Shelf	17,500.00	172,330.16	189,830.16
	Information Communication Technology.Telecommunications.Fixed		184,740.92	184,740.92
	Information Communication Technology.Call Systems.NA		136,679.90	136,679.90
	Information Communication Technology.Services.Website Development		129,262.98	129,262.98
	Information Communication Technology.Consumables.NA		78,872.85	78,872.85
	Information Communication Technology.Office & Reprographics Equipment.NA		19,239.48	19,239.48
	Information Communication Technology.Services.Disposal of Storage Media		15,864.90	15,864.90
	Information Communication Technology.Services.Online Services		4,938.76	4,938.76
	Information Communication Technology.Telecommunications.Mobile		2,834.43	2,834.43
Information Communication Technology Total		705,991.54	9,399,624.10	10,105,615.64
Utilities	Utilities.Electricity.NA	82,849.34	5,117,368.38	5,200,217.72
	Utilities.Gas.NA	- 12,980.00	3,017,609.05	3,004,629.05
	Utilities.Water.NA	1,504.65	337,731.46	339,236.11
	Utilities.Electricity.Street Lighting		328,214.46	328,214.46
	Utilities.Heating Oil.NA		54,941.78	54,941.78
Utilities Total		71,373.99	8,855,865.13	8,927,239.12
Cleaning & Janitorial	Cleaning & Janitorial.Cleaning Service.External		3,432,713.80	3,432,713.80
	Cleaning & Janitorial.Cleaning Service.Internal	28,192.70	3,285,134.32	3,313,327.02
	Cleaning & Janitorial.Cleaning Materials.NA	1,227.95	37,054.51	38,282.46
	Cleaning & Janitorial.Washroom Sanitation Service.NA		16,437.22	16,437.22
	Cleaning & Janitorial.Cleaning Service.NA	1,864.00	3,583.12	5,447.12
	Cleaning & Janitorial.Cleaning Materials.Janitorial		4,201.03	4,201.03
	Cleaning & Janitorial.Laundry Service.NA		2,339.82	2,339.82
	Cleaning & Janitorial.Cleaning Service.Specialist		1,156.00	1,156.00
Cleaning & Janitorial Total		31,284.65	6,782,619.82	6,813,904.47
Street & Traffic Management	Street & Traffic Management.Parking.Fines Collection		3,593,035.95	3,593,035.95
	Street & Traffic Management.Closed-Circuit Television.NA		162,529.04	162,529.04
	Street & Traffic Management.Traffic Control.NA	9,930.00	111,712.00	121,642.00
	Street & Traffic Management.Parking.Equipment	30,245.25	35,064.04	65,309.29
	Street & Traffic Management.Planning.NA	6,222.50	43,067.10	49,289.60
Street & Traffic Management Total		46,397.75	3,945,408.13	3,991,805.88
Catering	Catering.School Meals Service.NA		1,841,548.89	1,841,548.89
	Catering.Not Elsewhere Classified.NA		568,907.46	568,907.46
	Catering.Food & Beverages.NA		412,516.83	412,516.83
	Catering.Banquet & Catering.NA	77,095.18	280,756.15	357,851.33
	Catering.Social Care.NA		8,342.19	8,342.19
	Catering.Equipment & Utensils.Repairs	1,200.00	1,184.00	2,384.00
	Catering.Equipment & Utensils.NA		1,778.41	1,778.41
	Catering.Vending Machines & Dispensers.NA		1,733.39	1,733.39
	Catering.Corporate Services.NA		1,329.78	1,329.78
	Catering.Equipment & Utensils.Disposables		685.67	685.67
Catering Total		78,295.18	3,118,782.77	3,197,077.95
Horticultural	Horticultural.Tree Trimming.NA	67,000.00	1,109,624.61	1,176,624.61
	Horticultural.Not Elsewhere Classified.NA		526,788.06	526,788.06
	Horticultural.Weed Control.NA	16,555.00	96,891.96	113,446.96
	Horticultural.Seeds & Plants.NA	71,902.15	4,748.08	76,650.23
	Horticultural.Tools & Equipment.NA	2,183.00	19,536.60	21,719.60
	Horticultural.Tools & Equipment.Hire		7,732.71	7,732.71
	Horticultural.Trees & Shrubs.NA		1,371.41	1,371.41
	Horticultural.Tools & Equipment.Purchase		204.85	204.85
Horticultural Total		157,640.15	1,766,898.28	1,924,538.43
Arts & Leisure Services	Arts & Leisure Services.Events.NA	1,560.00	400,164.57	401,724.57
	Arts & Leisure Services.Sport & Fitness.NA	32,653.68	362,913.62	395,567.30
	Arts & Leisure Services.Outsourced Service.NA		360,611.31	360,611.31
	Arts & Leisure Services.Performing Arts.NA		261,583.76	261,583.76
	Arts & Leisure Services.Organised Activities.NA		256,223.41	256,223.41
	Arts & Leisure Services.Museums & Art.NA		8,420.00	8,420.00
	Arts & Leisure Services.Professional Musical Instruments.NA		7,302.26	7,302.26
	Arts & Leisure Services.Not Elsewhere Classified.NA		3,648.30	3,648.30
	Arts & Leisure Services.NA.NA		1,500.00	1,500.00
Arts & Leisure Services Total		34,213.68	1,662,367.23	1,696,580.91
Mail Services	Mail Services.Postage.NA	16,958.81	1,383,631.70	1,400,590.51
	Mail Services.Couriers.NA		41,237.40	41,237.40
Mail Services Total		16,958.81	1,424,869.10	1,441,827.91
Furniture & Soft Furnishings	Furniture & Soft Furnishings.Not Elsewhere Classified.NA	234,656.69	856,426.05	1,091,082.74
	Furniture & Soft Furnishings.Office Furniture.NA	44,339.91	196,674.57	241,014.48
	Furniture & Soft Furnishings.Commercial Furniture.NA		39,247.91	39,247.91
	Furniture & Soft Furnishings.Domestic Furniture.NA		16,229.24	16,229.24
	Furniture & Soft Furnishings.Educational Furniture.NA		5,668.37	5,668.37

Furniture & Soft Furnishings Total		278,996.60	1,114,246.14	1,393,242.74
Vehicle Management	Vehicle Management.Hire.NA		993,169.47	993,169.47
	Vehicle Management.Maintenance.NA		118,740.37	118,740.37
	Vehicle Management.Leasing.NA		71,570.52	71,570.52
	Vehicle Management.Cycles.NA		67,567.00	67,567.00
	Vehicle Management.Cycles.Purchase		58,189.00	58,189.00
	Vehicle Management.Fuel.NA		43,480.50	43,480.50
	Vehicle Management.Signage & Livery.NA		6,460.00	6,460.00
	Vehicle Management.Cycles.Equipment	4,987.00		4,987.00
	Vehicle Management.Heavy Construction Equipment.Leasing		573.00	573.00
Vehicle Management Total		4,987.00	1,359,749.86	1,364,736.86
Highway Equipment & Materials	Highway Equipment & Materials.Street Lighting.NA	11,467.33	751,501.10	762,968.43
	Highway Equipment & Materials.Street Furniture & Ironworks.NA	147,505.00	10,042.50	157,547.50
	Highway Equipment & Materials.Signage.NA		1,154.70	1,154.70
Highway Equipment & Materials Total		158,972.33	762,698.30	921,670.63
Sports & Playground Equipment & Maint	Sports & Playground Equipment & Maint.Playground Equipment Maintenance.NA		337,486.55	337,486.55
	Sports & Playground Equipment & Maint.Playground Equipment.NA	64,127.98	45,884.05	110,012.03
	Sports & Playground Equipment & Maint.Sports Equipment.NA	200.00	82,031.00	82,231.00
	Sports & Playground Equipment & Maint.Not Elsewhere Classified.NA		27,207.30	27,207.30
	Sports & Playground Equipment & Maint.Sports Equipment Maintenance.NA	3,542.57	5,900.00	9,442.57
Sports & Playground Equipment & Maint Total		67,870.55	498,508.90	566,379.45
Cemetery & Crematorium	Cemetery & Crematorium.Burial & Cremation.NA		139,733.78	139,733.78
	Cemetery & Crematorium.Equipment.NA		125,810.05	125,810.05
	Cemetery & Crematorium.Maintenance.NA		10,800.00	10,800.00
Cemetery & Crematorium Total			276,343.83	276,343.83
Stationery	Stationery.Sundries.NA	4,188.00	106,159.01	110,347.01
	Stationery.Paper.NA		15,056.27	15,056.27
	Stationery.Not Elsewhere Classified.NA		7,609.92	7,609.92
Stationery Total		4,188.00	128,825.20	133,013.20
Clothing	Clothing.Uniforms.NA		13,183.83	13,183.83
	Clothing.Childrens & Adults.NA		6,308.58	6,308.58
	Clothing.Protective.NA	2,314.38	3,942.46	6,256.84
	Clothing.Not Elsewhere Classified.NA		150.36	150.36
	Clothing.Footwear.NA		43.97	43.97
Clothing Total		2,314.38	23,629.20	25,943.58
Health & Safety	Health & Safety.Maintenance.NA		7,568.23	7,568.23
	Health & Safety.Products.NA		7,147.04	7,147.04
Health & Safety Total			14,715.27	14,715.27
Domestic Goods	Domestic Goods.Industrial.NA		4,323.88	4,323.88
	Domestic Goods.Commercial.NA		1,117.50	1,117.50
Domestic Goods Total			5,441.38	5,441.38
Grand Total		134,930,217.45	447,736,275.94	582,666,493.39