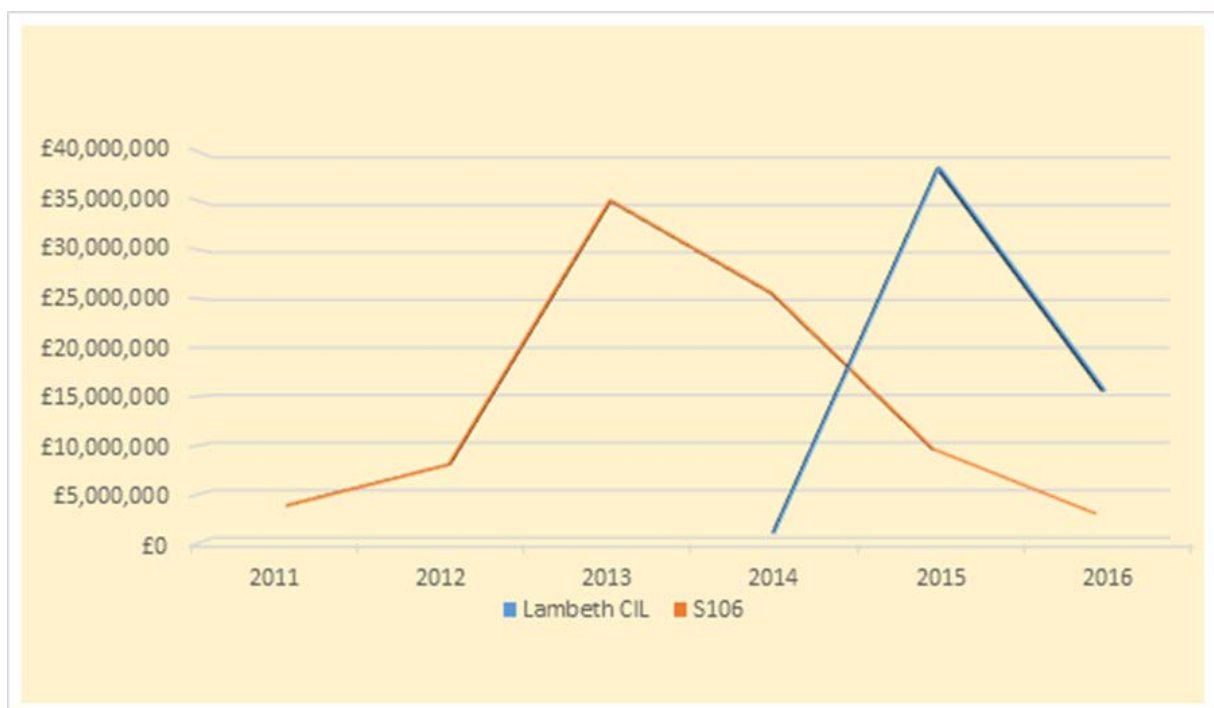


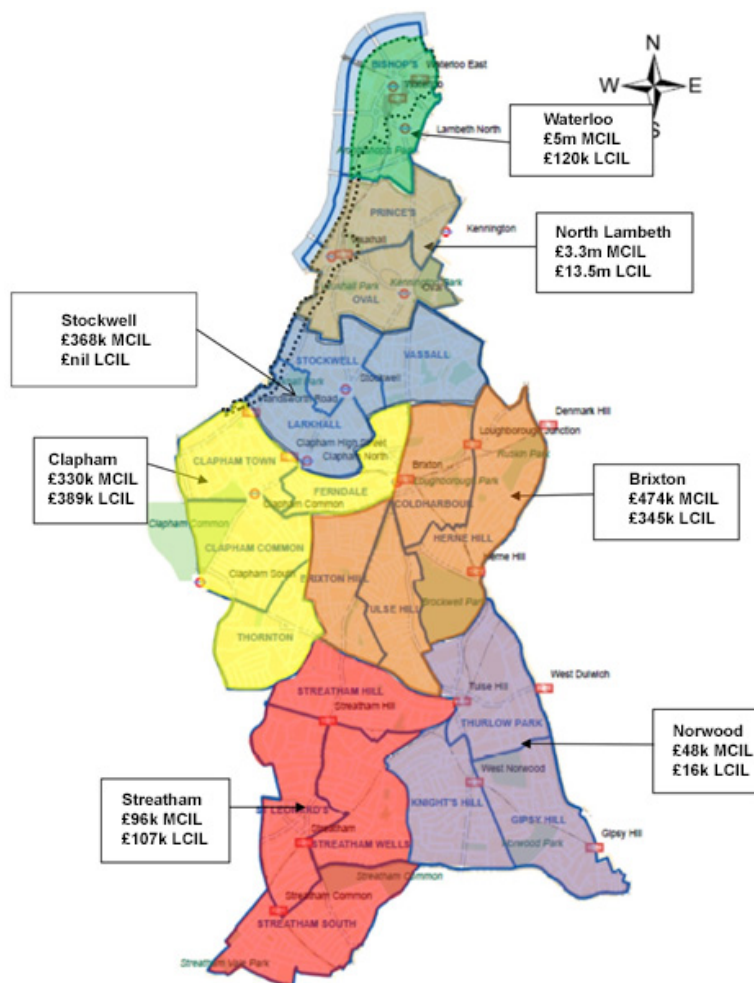
# CIL/S106 Report 2016/17

- 1.1 This report is in two sections. The first section relates to the Community Infrastructure Levy (CIL) and the second section relates to Section 106 (S106).
- 1.2 CIL is a levy charge on development which allows the Council to raise funds for infrastructure such as transport, schools, health facilities, and parks which are needed to support increased development. Lambeth's CIL Charging Schedule has been in effect since October 2014 while Mayoral CIL, which is collected on behalf of the Mayor of London to support the Crossrail project, has been in force across London since April 2012.
- 1.3 S106 agreements are legal agreements entered into between the local planning authority and developers to make acceptable development that would otherwise be unacceptable in planning terms. For example, a proposed development may lack amenity space and to mitigate against this, the developer may be required to pay for public realm improvements on open space in the vicinity of the site. In another example, a proposed development may require improved access to public transport for users of the development and highway works will need to be carried out for this.
- 1.4 The chart below indicates that from 2014, the value of Lambeth CIL liability notices issued has risen sharply compared to the financial value of S106 agreements which has steadily declined. This was expected partly because S106 was meant to be scaled back following the introduction of CIL. CIL is able to fund the infrastructure that is necessary to support development while S106 continues to provide site-specific mitigation which is also very important.



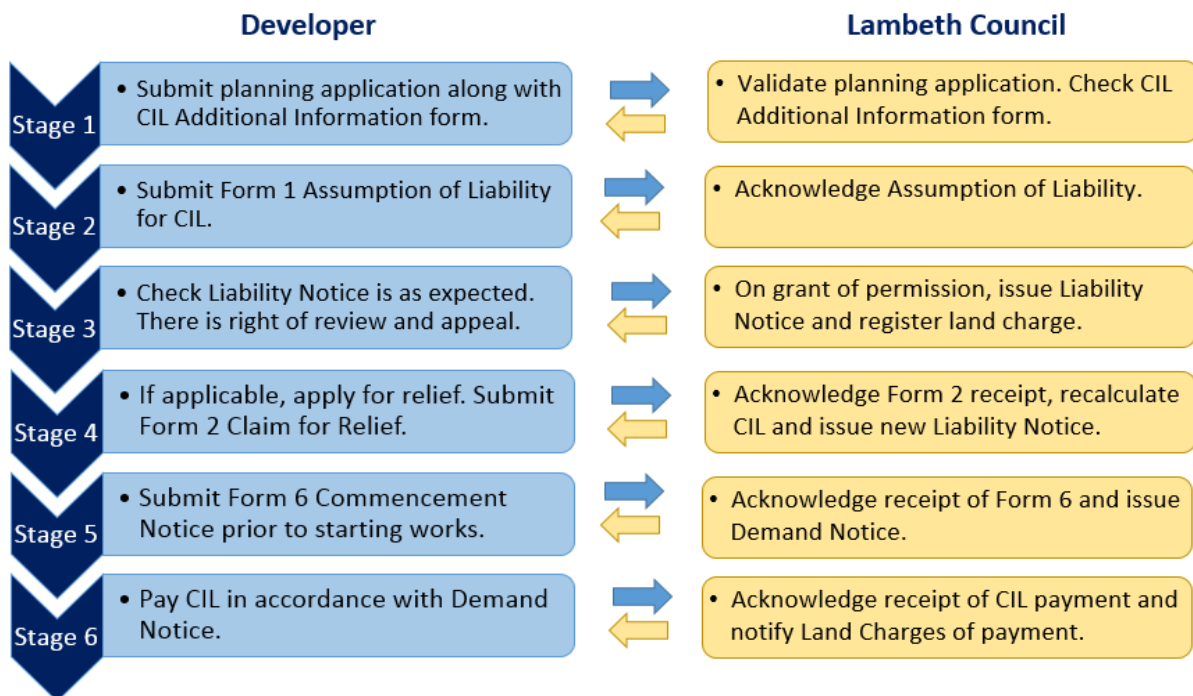
## CIL Highlights

- 2.1 The financial year that ended on March 2017 is the second full year in which Lambeth's CIL Charging Schedule has been in effect. CIL is now the primary mechanism by which developments contribute towards infrastructure provision. In 2016/17, Lambeth collected £14,467,985.33 in payments towards Lambeth CIL and a further £9,613,490.59 for Mayoral CIL. Since October 2014, a total £17,779,469.01 of Lambeth CIL has been collected as at the end of March 2017. Since April 2012 when the Mayor of London's CIL Charging Schedule took effect, Lambeth has transferred a total £23,287,613 Mayoral CIL collection to TfL placing Lambeth in the top quartile of Mayoral CIL collection authorities in London.



- 2.2 **CIL Receipts.** The level and rate at which CIL receipts grow depends on the size and scale of development activity in the borough. The majority of CIL receipts emanate from developments in the North of the borough, particularly from the opportunity areas of Waterloo and Vauxhall Nine Elms where CIL rates are higher than elsewhere in the borough. The above map shows that 93 per cent of 2016/17 Lambeth CIL receipts come from the North Lambeth CLIPs area comprising the Oval and Princes wards while 52 per cent of 2016/17 Mayoral CIL receipts come from the Waterloo CLIPs area.

2.3 **Collection Process.** CIL is due following commencement of development as defined under the Town and Country Planning Act 1990. Soon after a development is granted planning permission, a liability notice is issued for the amount of CIL for which a proposed development is liable. This will include liability for Mayoral CIL and for Lambeth CIL. The liable party must assume liability for CIL and must also submit a commencement notice prior to commencement of development. Once a valid commencement notice is received by the Council, a CIL Demand Notice is issued which gives the liable party 60 days from the date of commencement to make the payment. If development commences and the liable party fails to submit a commencement notice, CIL will be due immediately.



2.4 **Collection Rate.** 73 Demand Notices (Mayoral and Lambeth CIL) were issued in 2016/17, all of which were paid. This indicates a 100 per cent CIL collection rate in the year. All of the year's CIL receipts come from 75 developments, including two that commenced in the period before 2016/17. Lambeth benefits from the practice of early engagement with developers in which the Council's CIL/S106 team establishes contact with the planning applicant while the planning application is still being considered, or soon after planning permission has been granted. This is also the reason why the Council receives very few Regulation 113 or 114 appeals. Regulations 113 and 114 are provisions in the CIL Regulations 2010 which allows a liable party to appeal against a CIL Liability Notice if they believe that the chargeable amount has been incorrectly calculated.

2.5 **Liability Notices.** Liability Notices were issued for 171 CIL liable developments that were granted planning permission in 2016/17, 53 of which commenced in the same year. Since 2012, CIL Liability Notices have been issued to a total of 635 planning permissions. Since October 2014 when Lambeth CIL took effect, 204 CIL Notices were issued which included liability for Lambeth CIL.

- 2.6 **CIL Relief.** Relief from paying CIL is available to developments that provide affordable housing, or are owned by a charity for a charitable purpose, or qualify for self-build exemptions. In 2016/17, the Council provided a total £5,303,377.48 in CIL Relief. £361,972.19 or less than 7% of the total relates to residential development by self-builders. The remaining £4,941,405.29 or 93 per cent relates to mandatory social housing relief applied to 6 schemes where 35,778.64m<sup>2</sup> or 15% of a total 237,218.60m<sup>2</sup> of residential floorspace was designated as affordable housing. Lambeth also offers discretionary and exceptional circumstances relief, but until now no applications for these types of CIL relief have ever been received.
- 2.7 **Potential Receipts.** At the end of March 2017, there were a total £43,406,885.96 potential CIL receipts from 333 developments that have not commenced or the Council has not been made aware that they have commenced. Of these, £18,642,236.67 are Mayoral CIL liabilities while £24,764,649.29 are Lambeth CIL liabilities. From 2017/18, the CIL/S106 team will look at longstanding liability notices and determine which developments have commenced without submitting a commencement notice and which planning permissions have expired. Planning permissions are only valid usually for three years from the date planning permission has been granted. If development does not commence within that period, the planning permission will expire and the CIL liability will also no longer apply.
- 2.8 **Neighbourhood CIL.** As soon as payments for CIL are received by the Council, 25 per cent of the CIL collection for a neighbourhood area are allocated towards Neighbourhood CIL, the proportion of CIL receipts where the Council must consult with local stakeholders on how CIL is spent locally. Co-operative Local Investment Plans (CLIPs) are the vehicle for this. Lambeth is divided into seven geographical areas in which CLIPs will be operating: Waterloo, North Lambeth, Stockwell, Brixton, Clapham, Streatham and Norwood.

**Potential Lambeth CIL Receipts – 31 March 2017**

CLIP Areas	Strategic CIL @75%	Neighbourhood CIL @25%	Total
Waterloo	670,657.22	223,552.41	894,209.63
North Lambeth	14,178,523.92	4,726,174.64	18,904,698.56
Stockwell	752,127.14	250,709.05	1,002,836.19
Clapham	460,483.78	153,494.59	613,978.37
Brixton	2,128,320.05	709,440.02	2,837,760.06
Streatham	131,530.81	43,843.60	175,374.41
Norwood	251,844.05	83,948.02	335,792.07
<b>Grand Total</b>	<b>18,573,486.97</b>	<b>6,191,162.32</b>	<b>24,764,649.29</b>

- 2.9 **CIL Expenditure.** So far, a total of £302,844.23 has been drawn down from Lambeth CIL receipts since October 2014 towards the administration costs of the CIL collection function. Of this amount, £218,886.23 was drawn down in 2016/17. From 2017/18, the Asset Investment Management Group (AIMG) has started allocating CIL funds towards infrastructure projects. Below are the initial allocations:

Project	CIL Category	Allocation (£)	2017/18 (£)	2018/19 (£)	2019/20 (£)
Stockwell CLIP	Neighbourhood CIL	189,000.00	189,000.00		
Stockwell CLIP	Strategic CIL	383,000.00	137,500.00	122,750.00	122,750.00
Waterloo City Hub/ Imax Roundabout	Strategic CIL	1,112,728.00	56,364.00	1,000,000.00	56,364.00
<b>Grand Total</b>		<b>1,684,728.00</b>	<b>382,864.00</b>	<b>1,122,750.00</b>	<b>179,114.00</b>

2.10 **Statutory Report.** Regulation 62 of the CIL Regulations 2010 as amended requires the charging authority to report on CIL receipts and expenditure after the end of a financial year. This report is set out as an annexure and will be published in the Council's website in accordance with the Regulations. It summarises the position in respect of CIL for the period from 1 April 2016 to 31 March 2017.

## S106 Highlights

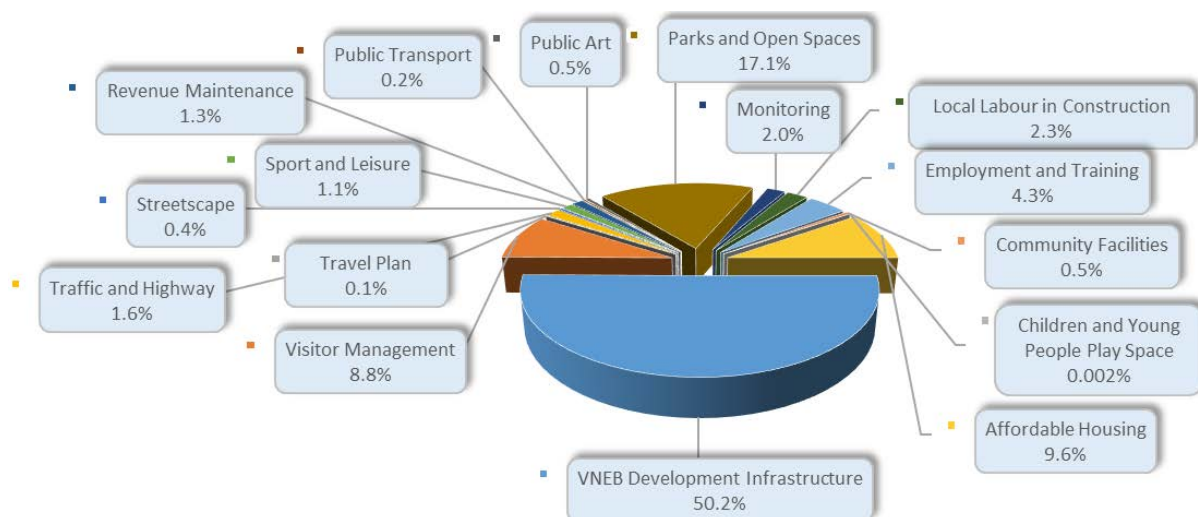
3.1 Alongside the collection of CIL, Lambeth continues to monitor compliance with S106 agreements, legal agreements that developers enter into with the local planning authority to make acceptable development that would otherwise be unacceptable in planning terms. As set out in Lambeth's Local Plan 2015, CIL will be funding strategic infrastructure while S106 will deal with site-specific mitigation. S106 will also continue to be the main mechanism for securing affordable housing and funding non-infrastructure revenue projects, such as carbon offset funding, employment and skills training, and local labour in construction.

3.2 The Asset Investment Management Group (AIMG) decides on allocations for funding by S106 or CIL. When financing capital programmes, the priority is to draw down firstly from any time-limited grant funding obtained and then from relevant S106 receipts that have been allocated specifically for the project. CIL will be allocated to fund capital projects only after other alternative funding sources have been considered.

3.3 For 2016/17, the highlights for S106 are as follows:

S106 Highlights	2016/17	2015/16
▪ S106 Drawdowns	£8.3m	£7.3m
▪ S106 Payments Received	£16.9m	£8.2m
▪ Number of S106 Agreements Completed	81	62
▪ Value of S106 Agreements Signed	£3m	£8.4m
▪ S106 Balance at Period End	£30.9m	£22.2m

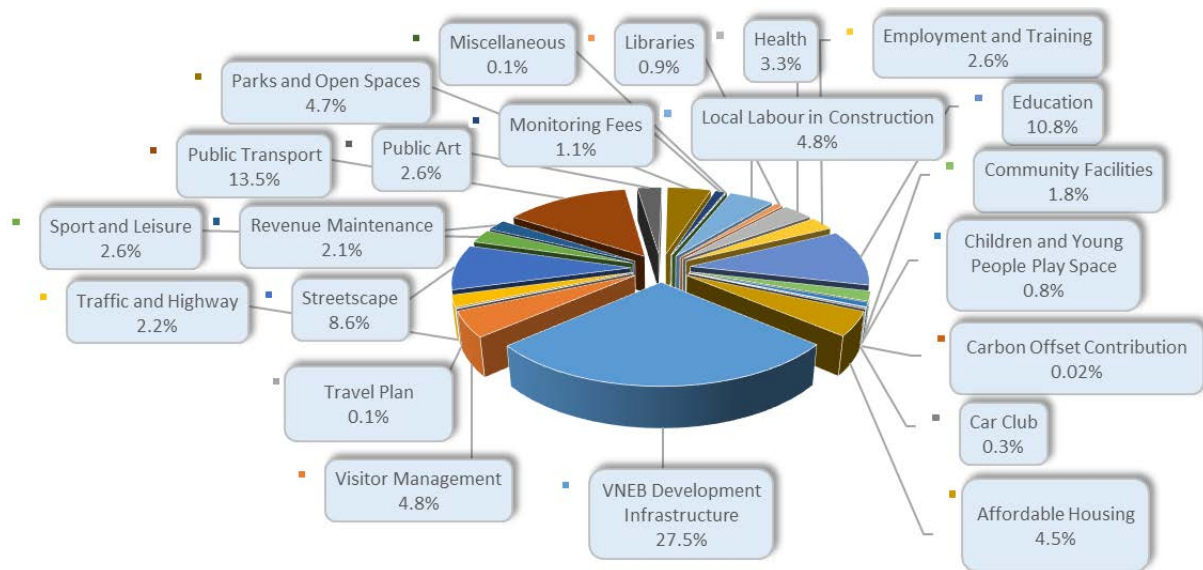
3.4 **S106 Drawdowns.** S106 drawdowns for 2016/17 totalled £8,263,205. The chart below shows the breakdown of expenditure by covenant type and is further analysed in terms of Lambeth Future Outcomes.



### Analysis of S106 Drawdowns by Future Lambeth Outcomes

Priority Drivers	Future Lambeth Outcomes	S106 Covenant Type	£ Spent
Inclusive growth	Increase investment and regeneration in the borough	VNEB Development Infrastructure	4,146,271.27
	Improve transport infrastructure in the borough	Public Transport	19,493.30
		Traffic and Highway	128,903.33
Reducing inequality	Increase the levels of labour market participation for our population	Local Labour in Construction	190,903.03
	Reduce inequality of education, training and employment outcomes for children, young people and adults from different backgrounds	Employment and Training	356,024.36
	Prevent homelessness, placing people in suitable, affordable, permanent homes as quickly as possible	Affordable Housing	790,000.00
Strong and sustainable neighbourhoods	Make our streets places people feel proud to live and work in, and help people and businesses reduce their waste and litter	Streetscape	30,857.13
		Visitor Management	730,351.00
		Public Art	38,498.83
	Make our public spaces more accessible and support groups and businesses to deliver cultural activities for everyone	Parks and Open Spaces	1,416,550.49
		Community Facilities	41,544.00
		Sport and Leisure	94,461.49
	Encourage walking and cycling. Make our homes, buildings and lighting more energy efficient and incentivise environmentally friendly behaviour.	Revenue Maintenance	104,496.82
N/A		Travel Plan	7,917.85
		Monitoring fees	166,742.50

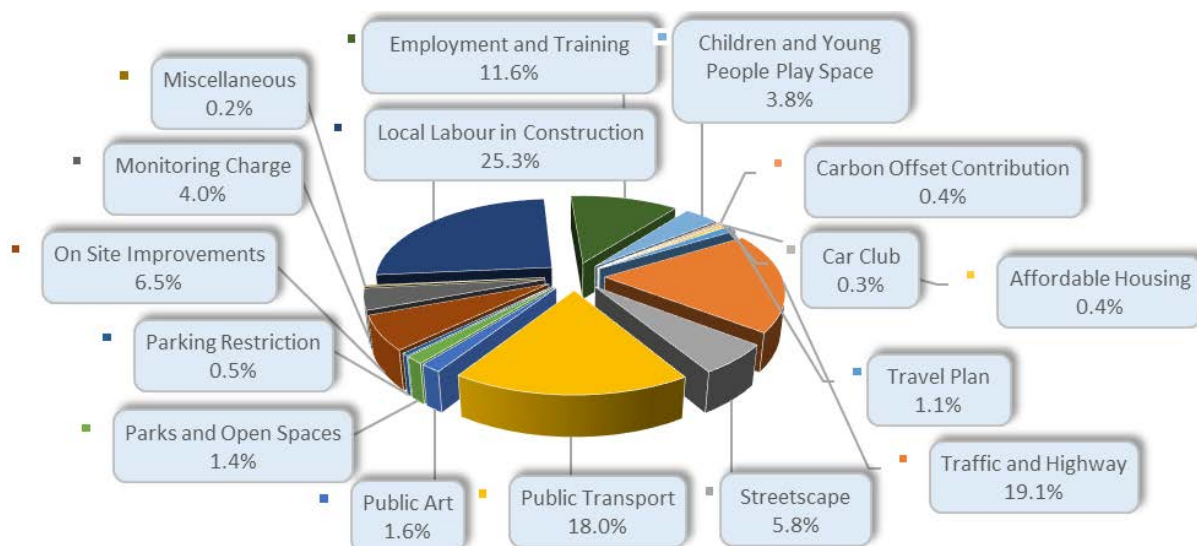
3.5 **Section 106 Receipts.** S106 receipts for 2016/17 totalled £16,873,045.72. Once payment for a S106 financial contribution is received, this becomes available for the Council to spend on the specific purpose set out in the S106 agreement. The chart below shows the breakdown of receipts by covenant type and is further analysed in terms of Lambeth Future Outcomes.



### Analysis of S106 Receipts by Future Lambeth Outcomes

Priority Drivers	Future Lambeth Outcomes	S106 Covenant Type	£ Received	
Inclusive growth	Increase investment and regeneration in the borough	VNEB Development Infrastructure	4,647,385.79	
	Improve transport infrastructure in the borough	Public Transport	2,272,755.18	
		Traffic and Highway	370,899.33	
Reducing inequality	Increase the levels of labour market participation for our population	Local Labour in Construction	817,519.26	
		Reduce inequality of education, training and employment outcomes for children, young people and adults from different backgrounds	Education	1,819,466.68
			Employment and Training	446,863.21
	Libraries		144,231.35	
	Prevent homelessness, placing people in suitable, affordable, permanent homes as quickly as possible	Affordable Housing	766,647.57	
	All children receive the support that they to give them the best start in life	Children and Young People Play Space	136,236.72	
	Integrated care which actively promotes recovery and independence, and which protects the vulnerable	Community Facilities	311,892	
Improve health and wellbeing for all, and ensure it has improved fastest for the poorest communities	Health	554,005.72		
Strong and sustainable neighbourhoods	Make our streets places people feel proud to live and work in, and help people and businesses reduce their waste and litter	Miscellaneous	15,213.18	
		Streetscape	1,454,146.14	
		Public Art	444,546.06	
		Visitor Management	818,239.3	
	Make our public spaces more accessible and support groups and businesses to deliver cultural activities for everyone	Parks and Open Spaces	797,431.08	
		Revenue Maintenance	358,287.76	
		Sport and Leisure	437,216.92	
	Encourage walking and cycling. Make our homes, buildings and lighting more energy efficient and incentivise environmentally friendly behaviour.	Car Club	52,551.57	
		Carbon Offset Fund	2,950.92	
		Travel Plan	22,231.86	
N/A		Monitoring fees	182,328.12	

3.6 **New S106 agreements.** 81 S106 agreements were signed in 2016/17, with potential financial contributions totalling £3m. S106 payments from developers become due once triggers set out in the S106 agreement have occurred. This is usually prior to implementation of development or prior to occupation. The chart below analyses the new S106 agreements by covenant type and also in terms of Future Lambeth Outcomes.

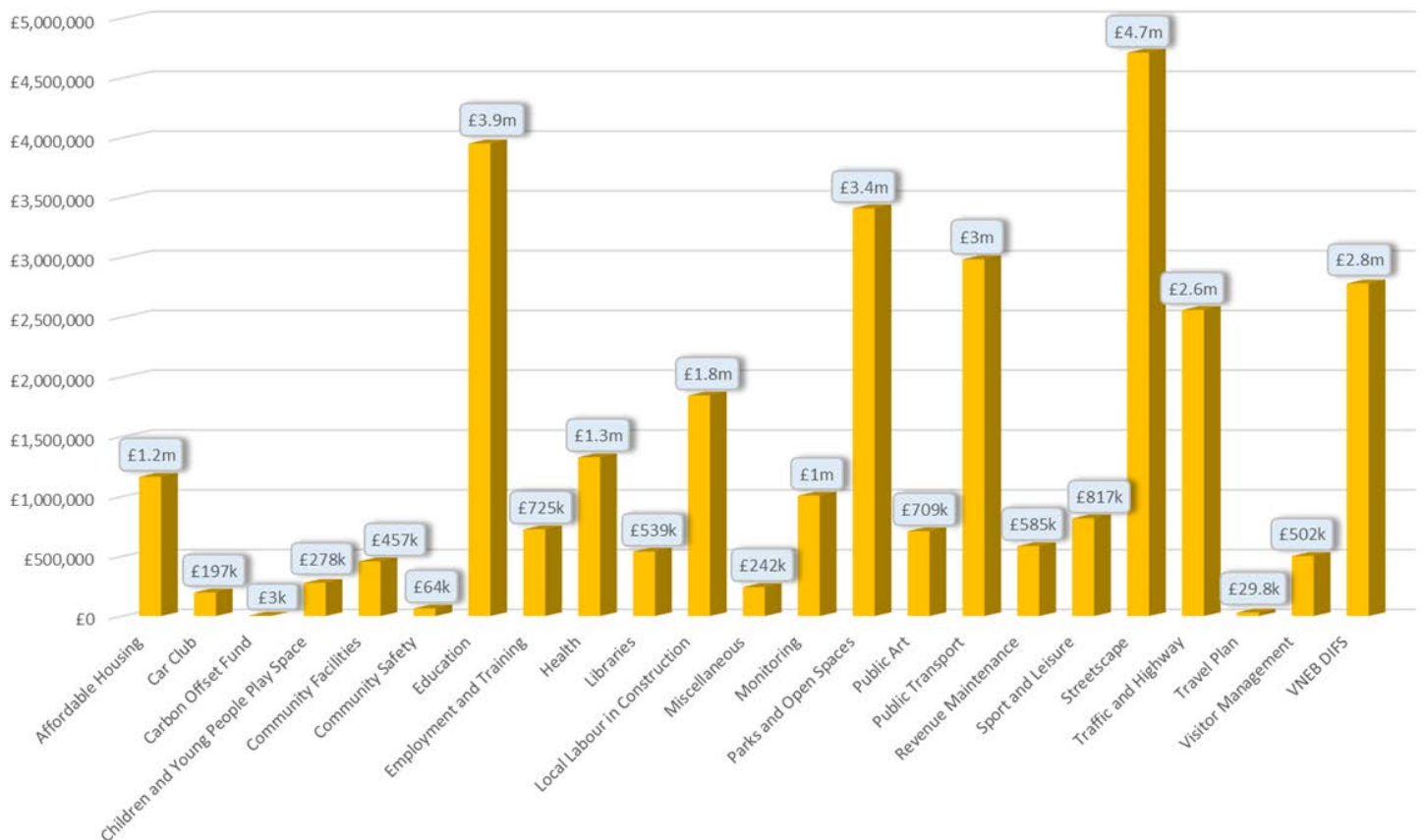


### Analysis of new S106 agreements by Future Lambeth Outcomes

Priority Drivers	Future Lambeth Outcomes	S106 Covenant Type	£ Agreed
Inclusive growth	Improve transport infrastructure in the borough	Public Transport	553,102.00
		Traffic and Highway	586,626.00
	Increase the levels of labour market participation for our population	Local Labour in Construction	778,659.20
Reducing inequality	Reduce inequality of education, training and employment outcomes for children, young people and adults from different backgrounds	Employment and Training	357,228.79
	Prevent homelessness, placing people in suitable, affordable, permanent homes as quickly as possible	Affordable Housing	13,589.00
	All children receive the support that they to give them the best start in life	Children and Young People Play Space	115,790.00
Strong and sustainable neighbourhoods	Make our streets places people feel proud to live and work in, and help people and businesses reduce their waste and litter	Miscellaneous	7,000.00
		On Site Improvements	200,000.00
		Streetscape	178,506.00
		Public Art	50,000.00
	Make our public spaces more accessible and support groups and businesses to deliver cultural activities for everyone	Parks and Open Spaces	44,000.00
	Encourage walking and cycling. Make our homes, buildings and lighting more energy efficient and incentivise environmentally friendly behaviour.	Car Club	9,000.00
		Carbon Offset Fund	10,798.92
		Parking Restrictions	16,200.00
Travel Plan		34,000.00	
N/A		Monitoring fees	123,721.92

3.7 **S106 banked.** At the end of March 2017, the total S106 bank balance stood at £30.9m, including interest accrued, which will be available for projects to bid for. The chart below analyses available S106 funds by covenant type and also in terms of Lambeth Future Outcomes.



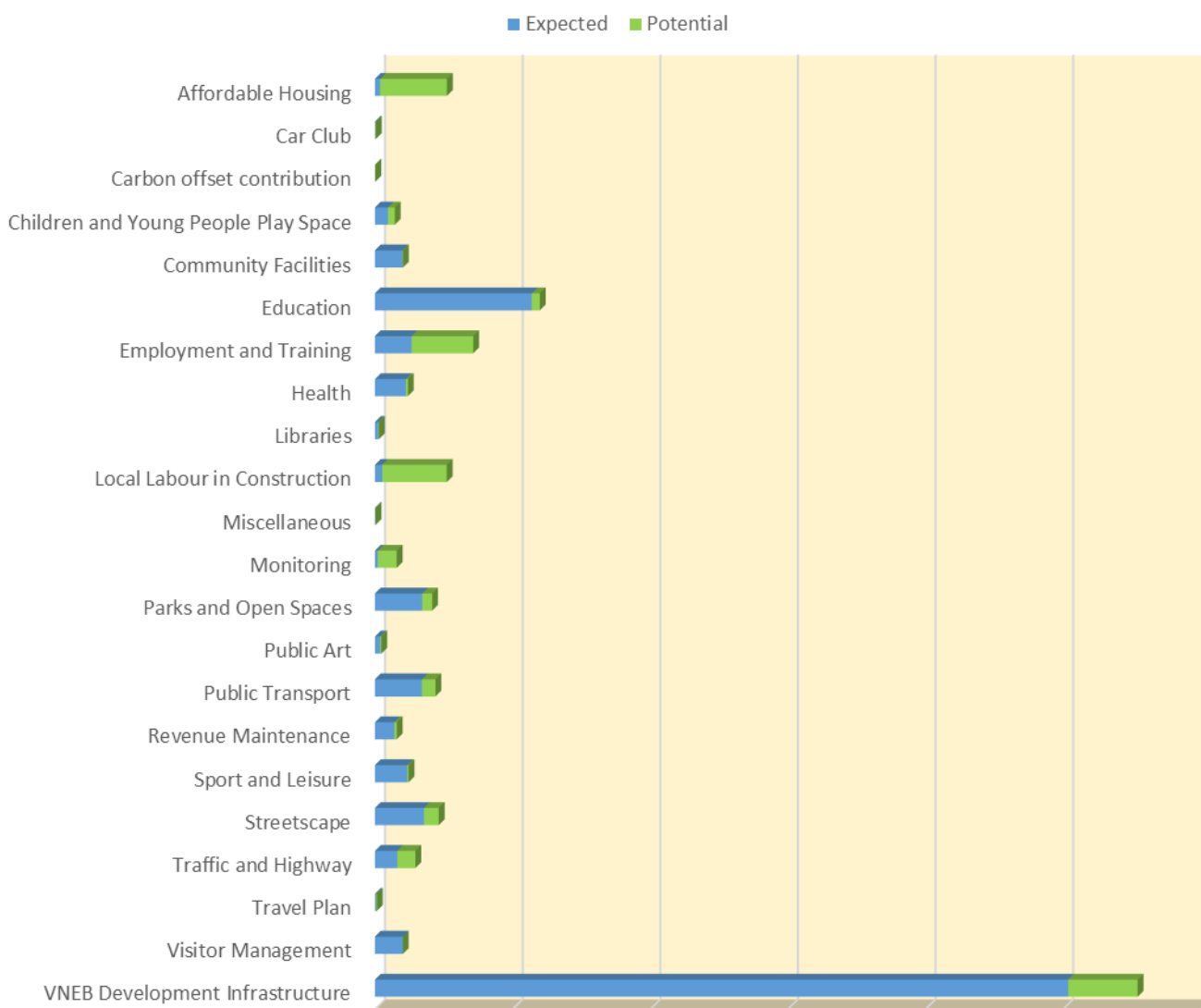


### Analysis of Banked S106 Receipts by Future Lambeth Outcomes

Priority Drivers	Future Lambeth Outcomes	S106 Covenant Type	£ Banked
Inclusive growth	Increase investment and regeneration in the borough	VNEB Development Infrastructure	2,781,707.74
	Improve transport infrastructure in the borough	Public Transport	2,983,540.10
		Traffic and Highway	2,559,926.89
Reducing inequality	Reduce inequality of education, training and employment outcomes for children, young people and adults from different backgrounds	Local Labour in Construction	1,844,595.24
		Education	3,952,869.98
		Employment and Training	724,581.36
	Prevent homelessness, placing people in suitable, affordable, permanent homes as quickly as possible	Affordable Housing	1,165,015.32
		Children and Young People Play Space	277,818.10
		Health	1,328,614.69
Strong and sustainable neighbourhoods	Make our streets places people feel proud to live and work in, and help people and businesses reduce their waste and litter	Miscellaneous	242,430.37
		Streetscape	4,711,219.63
		Public Art	709,406.80
		Visitor Management	501,774.54
	Make the borough a safer place and keep people safe from harm, by reducing violence in all its forms	Community Safety	63,542.14
		Community Facilities	456,895.96
	Make our public spaces more accessible and support groups and businesses to deliver cultural activities for everyone	Parks and Open Spaces	3,409,987.53
		Revenue Maintenance	585,259.27
		Sport and Leisure	817,176.35
		Car Club	197,320.92
Encourage walking and cycling. Make our homes, buildings and lighting more energy efficient and incentivise environmentally friendly behaviour.	Carbon Offset Fund	2,952.74	
	Travel Plan	29,777.01	
	N/A	Monitoring fees	1,007,338.92

3.8 **S106 expected and potential.** Lambeth further analyses non-banked S106 sums in order to plan ahead and anticipate financial contributions that are coming through. Non-banked S106 sums are either expected or potential receipts. In addition to S106 receipts already banked, a further £44,580,060.49 are expected from developments that have commenced and are already on site. These are sums that are forthcoming with some certainty but triggers for payment of these contributions have not yet occurred. Potential S106 receipts are sums from developments that have not yet commenced. At the end of March 2017, potential S106 receipts total 12,495,185.67. The chart below analyses expected and potential S106 funds by covenant type and also in terms of Lambeth Future Outcomes.

### £45m expected and £12m potential



### Analysis of Expected and Potential S106 Receipts by Future Lambeth Outcomes

Priority Drivers	Future Lambeth Outcomes	S106 Covenant Type	£ Expected	£ Potential
Inclusive growth	Increase investment and regeneration in the borough	VNEB Development Infrastructure	25,186,120.95	2,522,456.08

## Analysis of Expected and Potential S106 Receipts by Future Lambeth Outcomes

Priority Drivers	Future Lambeth Outcomes	S106 Covenant Type	£ Expected	£ Potential
	Improve transport infrastructure in the borough	Public Transport	1,708,102.00	492,200.00
		Traffic and Highway	813,000.00	659,126.01
	Increase the levels of labour market participation for our population	Local Labour in Construction	262,227.25	2,348,513.16
Reducing inequality	Reduce inequality of education, training and employment outcomes for children, young people and adults from different backgrounds	Education	5,698,507.80	293,654.38
		Employment and Training	1,329,798.11	2,241,254.09
		Libraries	125,582.00	21,430.19
	Prevent homelessness, placing people in suitable, affordable, permanent homes as quickly as possible	Affordable Housing	188,443.00	2,429,111.00
	All children receive the support that they to give them the best start in life	Children and Young People Play Space	474,261.80	247,927.01
	Improve health and wellbeing for all, and ensure it has improved fastest for the poorest communities	Health	1,126,016.20	72,335.50
Strong and sustainable neighbourhoods	Make our streets places people feel proud to live and work in, and help people and businesses reduce their waste and litter	Miscellaneous	15,213.18	7,000.00
		Streetscape	1,784,043.60	534,889.74
		Public Art	195,400.00	38,646.90
		Visitor Management	1,015,944.53	NIL
	Make our public spaces more accessible and support groups and businesses to deliver cultural activities for everyone	Community Facilities	1,000,000.00	20,000.00
		Parks and Open Spaces	1,718,108.44	363,321.35
		Revenue Maintenance	707,612.48	87,283.08
		Sport and Leisure	1,174,729.15	48,389.18
	Encourage walking and cycling. Make our homes, buildings and lighting more energy efficient and incentivise environmentally friendly behaviour.	Car Club	19,500.00	15,500.00
		Carbon Offset Fund	NIL	18,648.00
	Travel Plan	37,450.00	33,500.00	
N/A		Monitoring fees	104,649.00	686,682.00

**3.9 Forecast S106 spend.** From 2017/18, at least £14.5m of S106 funds will be allocated by AIMG to projects, of which nearly £8.5m is expected to be drawn down by the end of the financial year in March 2018. This does not yet include further expected forecast spend from Housing and the London Eye Visitor Management Group. Service areas have been instructed to prioritise S106 funding for projects before asking for CIL allocations. Below lists the initial S106 allocations from 2017/18.

Project	Service Area	S106 Allocation (£)	Forecast Drawdowns				
			2017/18 (£)	2018/19 (£)	2019/20 (£)	2020/21 (£)	2021/22 (£)
Agnes Riley Gardens Sport Facilities	Leisure	10,889.82	10,889.82				
Bins and containers for Lambeth Parks	Parks	10,000.00	10,000.00				
Bishop Thomas Grant Secondary	Education	9,762.55	9,762.55				
Brixton market gateway features; Brixton Road Rail Bridge	Investment & Growth	25,371.88	25,371.88				
Brixton Windmill	Parks	70,939.71	55,000.00	15,939.71			
Brockwell Park Ponds - water supply improvements	Parks	7,000.00	7,000.00				
Brockwell Park Tennis Court	Leisure	30,945.47	30,945.47				
China Walk Open Space Improvements	Housing Estates	48,673.69	48,673.69				

Project	Service Area	S106 Allocation (£)	Forecast Drawdowns				
			2017/18 (£)	2018/19 (£)	2019/20 (£)	2020/21 (£)	2021/22 (£)
Clapham Common Composting Plant	Parks	32,223.03	32,223.03				
Clapham Common Ponds - water conservation and security	Parks	4,958.85	4,958.85				
Clapham Common Ponds Aerators	Parks	12,500.00	12,500.00				
Clapham Common Sports Zone	Parks	60,514.33	60,514.33				
Clapham Public Art Strategy	Leisure	22,500.00	22,500.00				
Claremont East Open Space Improvements	Housing Estates	91,175.61	81,622.29	9,553.32			
Delivery of Strategic Transport 2017/18	Planning/Regeneration	75,000.00	75,000.00				
Enforcement in parks	Parks	45,348.23	20,000.00	25,348.23			
Enterprise Projects 2017/18	Employment	272,421.67	272,421.67				
Harmony Gardens Public Art Restoration	Housing Estates	7,000.00	7,000.00				
Highways HIP second half of 2017/18	Highways	470,310.00	470,310.00				
Kennington Park major project	Parks	82,294.01	54,000.00	28,294.01			
Landscape Improvements	Parks	9,444.38	9,444.38				
Larkhall Park Sports Facilities	Leisure	96,429.54	96,429.54				
Loughborough Junction Public Realm Project Phase 2	Transport	102,078.09	102,078.09				
Maintenance and Planting of trees in parks	Parks	80,000.00	40,000.00	40,000.00			
Maintenance works at Lambeth Walk open space	Parks	3,491.37	3,491.37				
Milkwood Community Park	Parks	61,488.99	61,488.99				
New Controlled Parking Zone consultation - streatham	Capital Programmes	34,256.39	34,256.39				
New Controlled Parking Zones Vassal and Brixton Hill	Capital Programmes	160,000.00	160,000.00				
Norwood Park Multi Use Games	Leisure	63,259.83	63,259.83				
Our Streets Neighbourhood Enhancement Programme 17-19	Capital Programmes	178,910.00		178,910.00			
Plants for Larkhall Park	Parks	352.41	352.41				
Plants for wide range of Lambeth Parks 17/18	Parks	4,451.33	4,451.33				
Replacement parts for Play equipment	Parks	1,875.34	1,875.34				
Revenue maintenance at Hillside Gardens	Parks	6,000.00	6,000.00				
Revenue Maintenance at Holmewood Gardens	Parks	7,923.74	7,923.74				
Signage and Interpretation for West Norwood Parks and Open Spaces	Parks	25,471.32	25,471.32				
Slade Gardens 2	Parks	91,866.44	91,866.44				
Slade Gardens Community Play Association	Leisure	226,515.44		226,515.44			
Stockwell Skatepark Repairs	Parks	190,916.26	108,648.97	82,267.29			

Project	Service Area	S106 Allocation (£)	Forecast Drawdowns					
			2017/18 (£)	2018/19 (£)	2019/20 (£)	2020/21 (£)	2021/22 (£)	
Streatham Common Interpretative Signage	Parks	3,001.00	3,001.00					
Streatham Memorial Gardens	Parks	30,515.14	30,515.14					
Sudborne Primary School	Education	915,206.43		915,206.43				
Tools to assist in maintenance of the public realm	Parks	4,000.00	4,000.00					
Transforming Vauxhall	Investment & Growth	2,805,852.53	164,928.54	164,928.54	1,422,123.55	1,053,871.90		
Travel Plan Monitoring 2017/18	Transport/ Planning	28,603.27	28,603.27					
Unigate Woods	Parks	101,182.90	101,182.90					
Valley Road Playing Field	Leisure	40,572.63	40,572.63					
Vauxhall Park Design Development	Parks	222,230.46	222,230.46					
Vauxhall Park Revenue Maintenance	Parks	142,969.34	17,611.00	35,479.62	35,740.28	36,003.55	18,134.89	
VNEB Opportunity Area Parks - dedicated parks attendant	Parks	92,276.67	13,070.00	26,140.00	26,401.00	26,665.67		
Waterloo City Hub/Imax Roundabout	Investment & Growth	671,484.98	671,484.98					
Welfare, Employment & Skills 2017/18	Employment	995,796.00	995,796.00					
Westminster Bridge Road Regeneration	Highways	2,512,528.59	1,500,000.00	1,012,528.59				
Windrush War Memorial	Parks	40,000.00	40,000.00					
Woodmansterne Secondary	Education	2,509,335.61	2,509,335.61					
Wyvil Primary School	Education	681,177.68		681,177.68				
<b>Grand Total</b>		<b>14,531,292.95</b>	<b>8,470,063.25</b>	<b>3,442,288.86</b>	<b>1,484,264.83</b>	<b>1,116,541.12</b>	<b>18,134.89</b>	

## Appendix 1

### Lambeth CIL Income and Expenditure (01/04/2016 – 31/03/2017)

This report is produced in compliance with Regulation 62(4) of the Community Infrastructure Levy Regulations 2010 (as amended).

Regulation	Description	2016/17 (£)
Reg 62 (4)(a)	Total CIL receipts for the reported year	14,467,985.33
Reg 62 (4)(b)	Total CIL expenditure for the reported year	218,886.23
Reg 62 (4)(c)	Summary details of CIL expenditure during the reported year (other than in relation to CIL to which regulation 59E or 59F applied)	
Reg 62 (4)(c)(i)	The items of infrastructure to which CIL (including land payments) has been applied.	NIL
Reg 62 (4)(c)(ii)	The amount of CIL expenditure on each item.	NIL
Reg 62 (4)(c)(iii)	The amount of CIL applied to repay money borrowed, including any interest, with details of the infrastructure items which that money was used to provide including any interest, with details of the infrastructure items which that money was used to provide (wholly or in part)	NIL
Reg 62 (4)(c)(iv)	The amount of CIL applied to administrative expenses pursuant to regulation 61, and that amount expressed as a percentage of CIL collected in that year in accordance with that regulation.	218,886.23 (1.5%)
Reg 62 (4)(ca)	The amount of CIL passed to:	
Reg 62 (4)(ca)(i)	Any local council under regulation 59A or 59B	NIL
Reg 62 (4)(ca)(ii)	Any person under regulation 59(4)	NIL
Reg 62 (4)(cb)	Summary details of the receipt and expenditure of CIL to which regulation 59E or 59F applied during the reported year:	NIL
Reg 62 (4)(cb)(i)	The total CIL receipts that regulations 59E and 59F applied to.	
Reg 62 (4)(cb)(ii)	The items to which the CIL receipts to which regulations 59E and 59F applied have been applied; and	NIL
Reg 62 (4)(cb)(iii)	The amount of expenditure on each item;	NIL
Reg 62 (4)(cc)	Summary details of any notices served in accordance with regulation 59E including:	NIL
Reg 62 (4)(cc)(i)	The total value of CIL receipts requested from each local council;	NIL
Reg 62 (4)(cc)(ii)	Any funds not yet recovered from each local council at the end of the reported year;	NIL
Reg 62 (4)(d)	The total amount of	
Reg 62 (4)(d)(i)	CIL receipts for the reported year retained at the end of the reported year other than those to which regulation 59E or 59F applied;	14,249,099.10
Reg 62 (4)(d)(ii)	CIL receipts from previous years retained at the end of the reported year other than those to which regulation 59E or 59F applied;	3,227,525.68
Reg 62 (4)(d)(iii)	CIL receipts for the reported year to which regulation 59E or 59F applied retained at the end of the reported year;	NIL
Reg 62 (4)(d)(iv)	CIL receipts for previous years to which regulation 59E or 59F applied retained at the end of the reported year.	NIL
Reg 62 (4)(e)	In relation to any infrastructure payments accepted by the charging authority—	
Reg 62 (4)(e)(i)	The items of infrastructure to which the infrastructure payments relate,	NIL
Reg 62 (4)(e)(ii)	The amount of CIL to which each item of infrastructure relates.	NIL

## Appendix 2

### Amended Lambeth CIL Income and Expenditure (01/04/2015 - 31/03/2016)

This report is produced in compliance with Regulation 62(4) of the Community Infrastructure Levy Regulations 2010 (as amended).

Regulation	Description	2015/16 (£)
Reg 62 (4)(a)	Total CIL receipts for the reported year	3,256,951.18
Reg 62 (4)(b)	Total CIL expenditure for the reported year	83,958.00
Reg 62 (4)(c)	Summary details of CIL expenditure during the reported year (other than in relation to CIL to which regulation 59E or 59F applied)	
Reg 62 (4)(c)(i)	The items of infrastructure to which CIL (including land payments) has been applied.	NIL
Reg 62 (4)(c)(ii)	The amount of CIL expenditure on each item.	NIL
Reg 62 (4)(c)(iii)	The amount of CIL applied to repay money borrowed, including any interest, with details of the infrastructure items which that money was used to provide including any interest, with details of the infrastructure items which that money was used to provide (wholly or in part)	NIL
Reg 62 (4)(c)(iv)	The amount of CIL applied to administrative expenses pursuant to regulation 61, and that amount expressed as a percentage of CIL collected in that year in accordance with that regulation.	83,958.00 (2.5%)
Reg 62 (4)(ca)	The amount of CIL passed to:	
Reg 62 (4)(ca)(i)	Any local council under regulation 59A or 59B	NIL
Reg 62 (4)(ca)(ii)	Any person under regulation 59(4)	NIL
Reg 62 (4)(cb)	Summary details of the receipt and expenditure of CIL to which regulation 59E or 59F applied during the reported year:	NIL
Reg 62 (4)(cb)(i)	The total CIL receipts that regulations 59E and 59F applied to.	
Reg 62 (4)(cb)(ii)	The items to which the CIL receipts to which regulations 59E and 59F applied have been applied; and	NIL
Reg 62 (4)(cb)(iii)	The amount of expenditure on each item;	NIL
Reg 62 (4)(cc)	Summary details of any notices served in accordance with regulation 59E including:	NIL
Reg 62 (4)(cc)(i)	The total value of CIL receipts requested from each local council;	NIL
Reg 62 (4)(cc)(ii)	Any funds not yet recovered from each local council at the end of the reported year;	NIL
Reg 62 (4)(d)	The total amount of	
Reg 62 (4)(d)(i)	CIL receipts for the reported year retained at the end of the reported year other than those to which regulation 59E or 59F applied;	3,172,993.18
Reg 62 (4)(d)(ii)	CIL receipts from previous years retained at the end of the reported year other than those to which regulation 59E or 59F applied;	54,532.50
Reg 62 (4)(d)(iii)	CIL receipts for the reported year to which regulation 59E or 59F applied retained at the end of the reported year;	NIL
Reg 62 (4)(d)(iv)	CIL receipts for previous years to which regulation 59E or 59F applied retained at the end of the reported year.	NIL
Reg 62 (4)(e)	In relation to any infrastructure payments accepted by the charging authority—	
Reg 62 (4)(e)(i)	The items of infrastructure to which the infrastructure payments relate,	NIL
Reg 62 (4)(e)(ii)	The amount of CIL to which each item of infrastructure relates.	NIL

### Appendix 3

## Amended Lambeth CIL Income and Expenditure (01/04/2014 - 31/03/2015)

This report is produced in compliance with Regulation 62(4) of the Community Infrastructure Levy Regulations 2010 (as amended).

Regulation	Description	2014/15 (£)
Reg 62 (4)(a)	Total CIL receipts for the reported year	54,532.50
Reg 62 (4)(b)	Total CIL expenditure for the reported year	NIL
Reg 62 (4)(c)	Summary details of CIL expenditure during the reported year (other than in relation to CIL to which regulation 59E or 59F applied)	
Reg 62 (4)(c)(i)	The items of infrastructure to which CIL (including land payments) has been applied.	NIL
Reg 62 (4)(c)(ii)	The amount of CIL expenditure on each item.	NIL
Reg 62 (4)(c)(iii)	The amount of CIL applied to repay money borrowed, including any interest, with details of the infrastructure items which that money was used to provide including any interest, with details of the infrastructure items which that money was used to provide (wholly or in part)	NIL
Reg 62 (4)(c)(iv)	The amount of CIL applied to administrative expenses pursuant to regulation 61, and that amount expressed as a percentage of CIL collected in that year in accordance with that regulation.	NIL (0%)
Reg 62 (4)(ca)	The amount of CIL passed to:	
Reg 62 (4)(ca)(i)	Any local council under regulation 59A or 59B	NIL
Reg 62 (4)(ca)(ii)	Any person under regulation 59(4)	NIL
Reg 62 (4)(cb)	Summary details of the receipt and expenditure of CIL to which regulation 59E or 59F applied during the reported year:	NIL
Reg 62 (4)(cb)(i)	The total CIL receipts that regulations 59E and 59F applied to.	
Reg 62 (4)(cb)(ii)	The items to which the CIL receipts to which regulations 59E and 59F applied have been applied; and	NIL
Reg 62 (4)(cb)(iii)	The amount of expenditure on each item;	NIL
Reg 62 (4)(cc)	Summary details of any notices served in accordance with regulation 59E including:	NIL
Reg 62 (4)(cc)(i)	The total value of CIL receipts requested from each local council;	NIL
Reg 62 (4)(cc)(ii)	Any funds not yet recovered from each local council at the end of the reported year;	NIL
Reg 62 (4)(d)	The total amount of	
Reg 62 (4)(d)(i)	CIL receipts for the reported year retained at the end of the reported year other than those to which regulation 59E or 59F applied;	54,532.50
Reg 62 (4)(d)(ii)	CIL receipts from previous years retained at the end of the reported year other than those to which regulation 59E or 59F applied;	NIL
Reg 62 (4)(d)(iii)	CIL receipts for the reported year to which regulation 59E or 59F applied retained at the end of the reported year;	NIL
Reg 62 (4)(d)(iv)	CIL receipts for previous years to which regulation 59E or 59F applied retained at the end of the reported year.	NIL
Reg 62 (4)(e)	In relation to any infrastructure payments accepted by the charging authority—	
Reg 62 (4)(e)(i)	The items of infrastructure to which the infrastructure payments relate,	NIL
Reg 62 (4)(e)(ii)	The amount of CIL to which each item of infrastructure relates.	NIL