



ISLAM Part 1 Unit 2: Following Allah's teaching from The Qur'an



<p>What this unit contains</p>	<p>Muslims believe that Allah sent messengers and books to guide and teach people. Prophet Muhammad (pbuh) and revelation of Qur'an. The Qur'an is treated with respect. It's importance in people's lives. Islamic values. Ramadan (fasting, breaking the fast and reciting the Qur'an) Id ul Fitr - celebration of completing the fast.</p>		
<p>Where the unit fits and how it builds upon previous learning</p>	<p>This unit builds on work covered in Unit 1 and further develops understanding of Muslim beliefs about Allah and His relationship with people.</p>		
<p>Extension activities and further thinking</p>	<ul style="list-style-type: none"> ➤ Consider what belief that a sacred text contains God's (Allah's) actual words means to a believer and how this influences how Muslims treat the Qur'an. ➤ Find out how Muslims know how to break their fast during Ramadan. ➤ Research and record how Muslims know when they can and when they cannot eat during Ramadan. 		
<p>Vocabulary</p> <p>Islam fasting Allah messenger Id ul Fitr Halal Prophet Ramadan fast Qur'an stand Muhammad Qur'an Muslim</p>	<p>SMSC/Citizenship</p> <ul style="list-style-type: none"> ➤ Rules for life - faith rules. ➤ Books that include life instructions. ➤ Caring for others - charity for the poor. 		

ISLAM Part 1 Unit 2: Following Allah's teaching from The Qur'an




Unit 2 Session 1

Learning objectives	A T 1	A T 2	Suggested teaching activities	Sensitivities, points to note, resources
Pupils should: <ul style="list-style-type: none"> ➤ know that Allah gave the Qur'an to give His guidance; ➤ know that the Qur'an is treated with respect; ➤ know that Muslims learn from the Qur'an. 	√ √ √	√	Look at a Qur'an and a Qur'an stand. Re-cap work covered in Unit 1 on the Qur'an. Watch the part of the 'Pathways to Belief' video Programme 1 to remind pupils about the Qur'an. Talk about and record: what the Qur'an contains, how it is read, the language it is written in and how it should be treated with respect. Activity - make a little book, decorating its cover beautifully following Islamic art conventions - to use in following weeks.	Resources Qur'an Qur'an stand 'Pathways to Belief - Islam' Video CD Rom :Faiths

ISLAM Part 1 Unit 2: Following Allah's teaching from The Qur'an


Lambeth



Unit 2 Session 2

Learning objectives	A T 1	A T 2	Suggested teaching activities	Sensitivities, points to note, resources
Pupils should: <ul style="list-style-type: none"> ➤ know that Muslims learn from the Qur'an; ➤ know that Muslims follow the teachings of the Qur'an. 	√	√	Recap learning from previous week. Recall the Quranic quotations discussed in Unit 1. Look again at the extracts /quotes from the Qur'an on behaviour and values. Select 2 or 3 and discuss with pupils. In groups, role – play what some of these quotations might mean in practice and then show these to the class. Discuss whether the rules are useful to non-Muslims and why. Each pupil should write a summary of one instruction in the books that were made in the previous lesson alongside one statement of personal belief about behaviour and values.	Resources Information sheet: Qur'anic quotes on how to behave Small books pupils made in previous lesson.


ISLAM Part 1 Unit 2: Following Allah's teaching from The Qur'an



Unit 2 Session 3

Learning objectives	A T 1	A T 2	Suggested teaching activities	Sensitivities, points to note, resources
<p>Pupils should:</p> <ul style="list-style-type: none"> ➤ know that children learn from the Qur'an; ➤ know that Allah sent the prophet Muhammad (pbuh) to give His guidance and His teaching. 	<p>√</p> <p>√</p> <p>√</p> <p>√</p>	<p></p> <p>√</p> <p>√</p>	<p>How hard is it to recall information that you have heard accurately? Play a simple game of Chinese whispers to appreciate how skilful people need to be to recall heard information with accuracy.</p> <p>Remind children that Muslims believe that the Qur'an is full of Allah's words. Explain that Muslims believe that Allah gave these words through the Prophet Muhammad (pbuh).</p> <p>Share the story of revelation of the Qur'an to Muhammad (pbuh) either by telling them or showing a video or CD Rom version of the story.</p> <p>Talk about how Muhammad (pbuh) must have felt.</p> <p>Write a postcard from someone Muhammad knew to a friend explaining what happened to him. The picture on the postcard could be of a rock in the wilderness or a part of Allah's creation.</p>	<p>Resources</p> <p>Story sheet: The story of how the Qur'an was revealed...'</p> <p>Video</p> <p>CD Rom Faiths</p> <p>Small books pupils made in Session 1.</p> <p>N.B. pupils should not be encouraged to draw Prophet Muhammad (pbuh) Most Muslims also forbid realistic depictions of human beings.</p>


ISLAM Part 1 Unit 2: Following Allah's teaching from The Qur'an



Unit 2 Session 4

Learning objectives	A T 1	A T 2	Suggested teaching activities	Sensitivities, points to note, resources
Pupils should: <ul style="list-style-type: none"> ➤ know that Muhammad's (pbuh) example showed people how to deal with others. 	√ √ √		Find out about Muhammad's (pbuh) personality and trustworthiness by watching the story of the prophet and the old woman from Pathways of Belief video. Stop the video at the point where Muhammad (pbuh) realises the woman is abusing him and ask pupils what they think he will do next. Then at the end of the story collect words to describe his behaviour. In the special books made in Session 1 each child should write a statement explaining why the story makes the Qur'an so special to Muslims.	Resources Video Pathways of Belief – Islam programme 1 story of the Prophet and the old woman.

ISLAM Part 1 Unit 2: Following Allah's teaching from The Qur'an




Unit 2 Session 5

Learning objectives	A T 1	A T 2	Suggested teaching activities	Focus for assessment	Sensitivities, points to note, resources
<p>Pupils should:</p> <ul style="list-style-type: none"> ➤ know that the fast of Ramadan takes place in the month in which the Qur'an was revealed; ➤ know that Muslims fast during Ramadan; ➤ know that Muslims try to recite the whole Qur'an during Ramadan with understanding. 	<p>√</p> <p>√</p> <p>√</p>	<p>√</p> <p>√</p> <p>√</p>	<p>Ask pupils 'have you ever been hungry? Why? What does it feel like?' Let pupils share their experiences. Talk about how some people in the world do not ever have enough food and do not know where their next good meal will come from.</p> <p>Explain that Muslims believe that Allah tells them through the Qur'an to fast during the whole month of Ramadan and that this means not eating or drinking anything during daylight hours.</p> <p>Assessment Task On a paper plate, let children draw the meal they would like to eat at the end of the fast. They should also record what they know about the fast of Ramadan and how its end is celebrated at Id.</p> <p>Plenary - bring out positives about fasting - e.g. being strong, test of willpower, thinking about those less fortunate.</p>	<p>Assessment Levels</p> <p><i>Level 1 Attainment target 1</i> Pupils use some religious words & phrases to recognise and name features of religious life & practice. They can recall religious stories and recognise symbols, and other verbal and visual forms of religious expression.</p> <p><i>Attainment target 2</i> Pupils talk about their own experiences and feelings, what they find interesting or puzzling and what is of value and concern to themselves and to others.</p> <p><i>Level 2 Attainment target 1</i> Pupils use religious words and phrases to identify some features of religion and its importance for some people. They begin to show awareness of similarities in religions. Pupils retell religious stories and suggest meanings for religious actions and symbols. They identify how religion is expressed in different ways.</p> <p><i>Attainment target 2</i> Pupils respond sensitively to questions about their own and others' experiences and feelings.</p>	<p>Resources Paper plates Art materials</p> <p>Qur'an quotation - Qur'an 7:31</p>


ISLAM Part 1 Unit 2: Following Allah's teaching from The Qur'an

Lambeth



Unit 2 Session 6

Learning objectives	A T 1	A T 2	Suggested teaching activities	Sensitivities, points to note, resources
<p>Pupils should:</p> <ul style="list-style-type: none"> ➤ Know that the festival of Id ul Fitr is the celebration of the end of Ramadan and successful completion of the fast. 	<p>√</p> <p>√</p> <p>√</p>	<p></p> <p></p> <p>√</p>	<p>Read 'Getting ready for Eid' or 'Samira's Eid' as a class. Discuss the preparations and celebrations that take place at the end of the fast.</p> <p>Plan and organise a charity event to support people in the world who do not have enough food. You might invite in a charity worker or research on the internet.</p> <p>Plan an Id party for the class and invite another class to join you to celebrate the work you have done to help those less fortunate. Make invitations, taking care to follow Islamic art conventions. Stick copies into special books.</p> <p>Find out about and make / buy a suitable range and amount of appropriate foods that can be eaten by all the class, (e.g. dates, fruit, vegetarian foods such as samosas) decorate the classroom.</p>	<p>Resources</p> <p>Big book 'Samira's Eid' 'Getting reading for Eid' (Oxford Reading Tree)</p> <p>Small books pupils made in lesson 1.</p> <p>Food</p>



Islam Unit 2 – Session 3 Story 1

The Story of How the Qur'an was revealed to Muhammad (pbuh)


Muhammad (pbuh) grew up in Makkah. The people of Makkah worshipped idols. Muhammad (pbuh) was unhappy in Makkah and he often used to leave the busy city and go off up into the hills to be by himself to think and to pray. When it was the month of Ramadan, Muhammad (pbuh) decided to go and spend the whole month in the hills. He went to Mount Hira and lived in a cave, spending his time there thinking about life and what life was all about.

While Muhammad (pbuh) was in the cave, the angel Jibril appeared to him and said to him: "Read!"

"I cannot read!" said the prophet for, like many people of the time, Muhammad (pbuh) had not learnt to read or write. Again the angel commanded "Read!", and again Muhammad (pbuh) replied, "I cannot!". For a third time, the angel commanded Muhammad (pbuh) to read, and spoke these words:

"Read: in the name of your Lord, who created humankind, speak these words out loud! Your Lord is the Most Generous One - He has taught the use of the pen, and taught people what they did not know." (Surah 96:1 - 5)

Muhammad (pbuh) repeated these words until he knew them by heart. He knew that he would never forget them. However, he was very frightened. What was it that had happened? He rushed out of the cave and towards the city. Then the voice came again. This time it boomed out: "Oh Muhammad, you are the Messenger of Allah, and I am Jibril".




Islam Unit 2 – Session 3 Story 1 Continued – How the Qur'an was revealed to Muhammad (pbuh)

Muhammad (pbuh) looked up and there, in front of him, he saw the angel towering above him in the sky. Muhammad (pbuh) ran home and, trembling all over, told his wife Khadijah what had happened. Khadijah believed all that Muhammad (pbuh) had told her. She went and told her cousin who was a wise man who believed in only one God. He told Khadijah that Muhammad (pbuh) had been chosen by Allah to be His messenger, and a prophet to the people. He also warned Khadijah that Muhammad (pbuh) would have a great message for the world, but he had to be patient because not many people would listen to him.

Angel Jibril often visited Muhammad (pbuh) after that day, to teach him Allah's message for the world. In fact, it took twenty three years for the angel to give him the whole message. Later Muhammad (pbuh) dictated the message to some of his followers, who wrote it down in Arabic in the order that Allah wanted.





Unit 2 Sessions 2 & 5 Information Sheet 1

Qur'an Quotes about how to behave

Qur'an 61:14

People who believe – be helpers of Allah.

Qur'an 33:41

People who believe – remember Allah very often

Qur'an 49:11

People who believe – one group should not laugh and make fun of others . . . or give one another bad nicknames.

Qur'an 4:36


Pray to Allah . . . do good to your parents, family, people who need help, neighbours who are near . .

Qur'an 5:8

People who believe . . . do not be unfair to people even if you don't like them

Qur'an 20:130

. . . be patient and always praise Allah, before the sun rises and before it sets



Unit 2 Session 2 & 5 Information Sheet 1 Continued

Qur'an Quotes about how to behave

Qur'an 8:61

If people you have been fighting with want to make up then you should also make up and trust in Allah

Qur'an 9:71

People who believe look after one another, men and women. They encourage what is right and stop what is wrong. They pray regularly give charity and obey Allah and His messenger

Qur'an 7:31

***Children of Adam – wear your best clothes every time and place when you pray.
Eat and drink but do not waste from being greedy. Allah does not like people who waste.***

Qur'an 2:183

People who believe fasting is ordered for you as it was for those before you, so that you can learn to control yourselves.