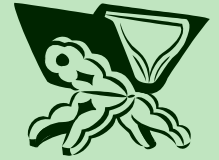



<b>What this unit contains</b>	The Mosque is a local place of worship and study for Muslims The designs and use of the mosque Wudu and salah in the mosque			
<b>Where the unit fits and how it builds upon previous learning</b>	This unit develops pupils' knowledge and understanding of the significance of worship in the lives of Muslims. It contextualises the work covered in unit 3 about prayer into how prayer takes place in the place of worship. It provides a foundation for future units about the 5 pillars and the Hajj.			
<b>Extension activities and further thinking</b>	<ul style="list-style-type: none"> <li>➤ Describe how a mosque is similar to and distinctly different from places of worship in other faiths.</li> <li>➤ Find out how members of other faiths believe it is important to be clean for worship.</li> </ul>			
<b>Vocabulary</b>  Islam                      mosque                      Makkah                      Minbar Muslim                      Qiblah                      Qur'an                      minaret Allah                      Imam                      zakah                      muezzin Prophet                      mihrab                      wudu                      salah		<b>SMSC/Citizenship</b>  <ul style="list-style-type: none"> <li>➤ Belonging to the faith community locally and internationally</li> <li>➤ Rules to live by</li> <li>➤ Cleanliness physically and symbolically</li> <li>➤ Charitable donations as a social responsibility</li> </ul>		



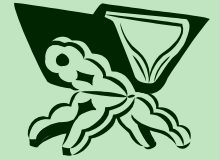
### Unit 4 Session 1

Learning objectives	A T 1	A T 2	Suggested teaching activities	Sensitivities, points to note, resources
<p>Pupils should:</p> <ul style="list-style-type: none"> <li>➤ know the name of the Muslim place of worship;</li> <li>➤ know that the Ka'aba was the first mosque;</li> <li>➤ know that Bilal was the first caller to prayer.</li> </ul>	<p>√</p> <p>√</p> <p>√</p> <p>√</p> <p>√</p>		<p>Recap knowledge from previous units about the use of the Qur'an in Muslim life and the significance of Prophet Muhammad (pbuh) as an example and teacher. Fill in a 'what do I know already' sheet about Muslim worship.</p> <p>Remind pupils of the five prayer times. Consider ways in which people might become busy sometimes and need to be reminded to pray. How might people have remembered prayer times in the time of Prophet Muhammad (pbuh)? Have any members of the class been to Muslim countries (e.g. Egypt) and heard people being called to prayer? Have they seen Muslims stopping their work to pray? How is life different for Muslims in a Muslim country?</p> <p>What is the name of the place where Muslims go to worship together? Recall that the Ka'aba was the first mosque and that Muslims worship in mosques (from Unit 3). Show pupils a picture of the Ka'aba.</p> <p>Retell the story of Prophet Muhammad (pbuh) setting up the first Muslim community in Madinah and tell the story of Bilal. You could also show the section of Bilal and the first call to prayer from 'The Message' video.</p> <p>Explain how Bilal's words encouraged Muslims to appreciate the importance of five prayer times every day.</p>	<p><b>Resources</b></p> <p>'What do I know already?' sheet</p> <p>Story of Bilal</p> <p>Picture of the Ka'aba</p> <p>Prayer Times sheet</p> <p>'The Message' section showing Bilal making the first call to prayer.</p> <p>Posters of important mosques in the Muslim world, e.g. The Prophet's Mosque</p> <p><a href="http://www.islamonline.net/english/introducingislam/Worship/Prayers/article03.shtml">http://www.islamonline.net/english/introducingislam/Worship/Prayers/article03.shtml</a></p>



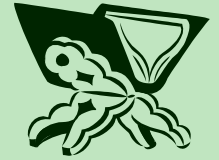
### Unit 4 Session 2

Learning objectives	A T 1	A T 2	Suggested teaching activities	Sensitivities, points to note, resources
<p>Pupils should:</p> <ul style="list-style-type: none"> <li>➤ know the call to prayer is named the Adhan;</li> <li>➤ know that the Adhan is very special to Muslims;</li> <li>➤ know that Friday prayers have extra importance;</li> <li>➤ know the words of the Adhan;</li> <li>➤ know that the muezzin calls Muslims to prayer.</li> </ul>	<p>√</p> <p>√</p> <p>√</p> <p>√</p>		<p>Before the lesson draw a large outline shape of a traditional mosque or have a large poster showing a mosque to begin a display.</p> <p>Recap work from previous lesson. Look at the prayer times from Unit 3 and discuss. Hand out the Adhan sheet. Read around / to the class the English translation and listen to the call to prayer being made on a CD, tape or from the internet, following the Arabic translation.</p> <p>Watch the call to prayer and preparation for prayer time in the mosque from the Faiths CD Rom. Introduce pupils to the title 'muezzin' for the person who makes the call to prayer.</p> <p>Create images and labels for the mosque display:</p> <ul style="list-style-type: none"> <li>▪ Next to the minaret of the mosque a description of the Adhan and some of the words in really neat handwriting or word processed very carefully.</li> </ul>	<p><b>Resources</b></p> <p>Adhan fact sheet</p> <p>Prayer times sheet from unit 3</p> <p>Information sheet.</p> <p>The Adhan recorded (e.g. from 'The Life of the Last Prophet' CD or tape or from the internet.</p> <p>Faiths CD Rom or online at LgFL: – The Mosque part 1 film footage</p> <p><a href="http://www.islamicity.com/multimedia/radio/ch90/">http://www.islamicity.com/multimedia/radio/ch90/</a></p> <p><a href="http://www.islamonline.net/English/ArtCulture/2004/01/article01.shtml">http://www.islamonline.net/English/ArtCulture/2004/01/article01.shtml</a></p> <p><a href="http://www.islam.about.com/cs/multimedia/tp/adhan.htm">http://www.islam.about.com/cs/multimedia/tp/adhan.htm</a></p>



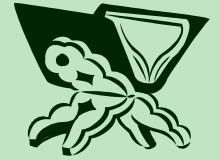
### Unit 4 Session 3

Learning objectives	A T 1	A T 2	Suggested teaching activities	Sensitivities, points to note, resources
Pupils should: <ul style="list-style-type: none"> <li>➤ To know how Muslims prepare for prayer.</li> <li>➤ Know that Friday is a special day for prayer at the Mosque.</li> </ul>	√  √  √  √  √	√	Recall knowledge from previous weeks using the display. Show pupils the brief pieces of film – Worship 1 from the faiths CD Rom.  How do Muslims prepare for prayer time?  Why is Friday a special day at the Mosque?  What do Muslims do to prepare to enter the prayer area? Why is it important to wash and remove shoes before prayer?  Make pictures of shoes, attach to the display and label these with an explanation of why these are removed before prayer.  Make a class set of instructions for wudu and attach to the display.	<p><b>Resources</b>                      Faiths CD Rom                      Compasses                      Art materials to make tile shapes                      Qur'an quotations about prayer.</p> <p><b>Note for teachers</b>                      Removing shoes is not an obligation in Islam. As a custom to maintain a clean area for prayer many mosques expect people to remove their shoes.</p>




### Unit 4 Session 4

Learning objectives	A T 1	A T 2	Suggested teaching activities	Sensitivities, points to note, resources
<p>Pupils should:</p> <ul style="list-style-type: none"> <li>➤ know that when Muslims pray they face the direction of the Ka'aba in Makkah;</li> <li>➤ know the direction of the Ka'aba from the classroom;</li> <li>➤ know that the Mihrab in the mosque shows Muslims which way to face.</li> </ul>	<p>√</p> <p>√</p> <p>√</p> <p>√</p> <p>√</p>	<p></p> <p></p> <p></p> <p></p> <p>√</p>	<p>Watch the video portion Worship part 2 from the Faiths CD.</p> <p>Recall that Muslims face Makkah when they pray. Introduce the vocabulary – mihrab.</p> <p>Using compasses find the direction of Makkah in the classroom and using geometric designs make paper tiles to create the class' own Mihrab.</p> <p>On the outline of the mosque display add information about the use of a Mihrab and an image of one from the internet (examples attached to the unit).</p> <p>Why do Muslims find that praying together reminds them that everyone is equal before Allah?</p>	<p><b>Resources</b></p> <p>Espresso &amp; London Grid for Learning 'Faiths' online or CD Rom – Worship Part 2</p> <p><a href="http://www.hitchams.suffolk.sc.h.uk/mosque/mihrab.htm">http://www.hitchams.suffolk.sc.h.uk/mosque/mihrab.htm</a></p>




### Unit 4 Session 5

Learning objectives	A T 1	A T 2	Suggested teaching activities	Sensitivities, points to note, resources
Pupils should: <ul style="list-style-type: none"> <li>➤ know that the mosque is a place of learning;</li> <li>➤ know that Muslims hear teachings from the Imam at the mosque.</li> </ul>	√   √  √	√  √	<p>In the Faiths CD Rom it explains that Muslims hear readings from the Qur'an or read the Qur'an in the Mosque.</p> <p>Examine the information on the website of Central Mosque in Regents' Park or the website of the East London Mosque. What sorts of things go on there? What information is useful or important for believers looking at this site?</p> <p>How do you know from the websites that learning is important in Islam?</p>	<p><b>Resources</b>  <a href="http://www.iccuk.org/resources/islam/islam.htm">http://www.iccuk.org/resources/islam/islam.htm</a>   <a href="http://www.eastlondonmosque.org.uk/aboutus/location.php">http://www.eastlondonmosque.org.uk/aboutus/location.php</a></p>



### Unit 4 Session 6

Learning objectives	A T 1	A T 2	Suggested teaching activities		Sensitivities, points to note, resources
<p>Pupils should:</p> <ul style="list-style-type: none"> <li>➤ know where mosques are in the local community;</li> <li>➤ know that although mosques can appear to be very different, they are all important places for worship and for the community.</li> </ul>	<p>√</p> <p>√</p> <p>√</p> <p>√</p> <p>√</p> <p>√</p>	<p>√</p> <p>√</p> <p>√</p>	<p>Where are there mosques in the locality? Look at a map of the local area; can you indicate where any Mosques may be found?</p> <p>Who lives near one or passes one on their way to school? Does any member of the class worship at a mosque?</p> <p>How might we know that a building is a mosque?</p> <p>Watch the portion of the video showing a family going to worship at the mosque for Id. How is their mosque different from the mosque seen in the CD Rom? In which ways is it the same?</p> <p><b>Assessment Task</b> Explain why belonging and sharing worship together with others is important to Muslims. Is it important to you?</p> <p>Complete the 'what do I know now' sheet to make learning from this unit complete.</p>	<p><b>Assessment Levels</b></p> <p><i>Level 1 Attainment target 1</i> Pupils use some religious words &amp; phrases to recognise and name features of religious life &amp; practice. They can recognise symbols, and other verbal and visual forms of religious expression.</p> <p><i>Attainment target 2</i> Pupils talk about their own experiences and feelings, what they find interesting or puzzling and what is of value and concern to themselves and to others.</p> <p><i>Level 2 Attainment target 1</i> Pupils use religious words and phrases to identify some features of religion and its importance for some people. They begin to show awareness of similarities in religions. Pupils suggest meanings for religious actions and symbols. They identify how religion is expressed in different ways.</p> <p><i>Attainment target 2</i> Pupils respond sensitively to questions about their own and others' experiences and feelings.</p>	<p><b>Resources</b> Faiths CD Rom</p> <p>'Places for Worship' Video - BBC</p> <p>What do I know now?... sheet</p>




### *Unit 4 Sessions 1 & 6 Assessment Sheet 1*

Name:

Class:

What do I know already about Muslim worship?	What have I learnt about Muslim Worship and the Mosque?





### *Unit 4 Session 1 Story 1*

## **The story of Bilal and the first call to prayer**

Many years ago in Makkah, there was a slave called Bilal whose master was a hard, cruel man called Umayya. Umayya was wealthy and powerful and worshipped many idols. He demanded that all his slaves worship like him.

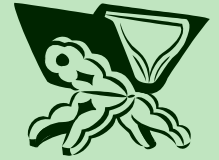
One day, Umayya gave Bilal a whip, and ordered him to beat another slave. 'He says there is only one God,' said Umayya, 'and that everyone is equal to God. The whip will teach him a lesson.' But seeing the whip did not frighten the slave. He kept calling out, 'There is One God, only one God.' The slave's courage brought Bilal to believe the man was right and he knew he could not whip him.

Umayya was angry. Not only had Bilal disobeyed him, now, he too stood in the courtyard shouting, 'One God, there is only one God.' Soon all the slaves would revolt. Umayya decided that Bilal must be taught a lesson so he ordered that his hands and feet be tied. Then Bilal was dragged outside the city wall to lie, without shelter, on the sand under the midday sun. But Bilal continued to shout, 'There is One God, only one God.'

Umayya realised his punishment was not working. 'Find a great, heavy rock,' he ordered. 'Place it on his chest; that will quieten him.' It did because under the rock Bilal could hardly breathe. But still Bilal whispered, 'One God, only one God.'

Abu Bakr, a follower of Prophet Muhammad (pbuh), was passing by. He was shocked at what he saw and asked Umayya how anyone could treat another in that way. 'He is my slave, I'll do what I like with him,' said Umayya. 'If you do not like it, you can always buy him.' So Abu Bakr bought Bilal and he, too, became a follower of the Prophet.

When the Muslims moved to Madinah, Bilal worked with the others to build a place where they could worship Allah. When it was finished they had to decide on the best way to call the people to prayer. Should they use a bell or a drum, a horn or maybe even a trumpet? They could not agree. Then Abdullah, another of the Prophet's followers spoke about a dream he had, in which he heard a man's voice calling the people to prayer. All agreed this was a fine solution - just the human voice on its own. But who was to have this honour?



### *Unit 4 Session 1 Story 1 Continued – The story of Bilal and the first call to prayer*

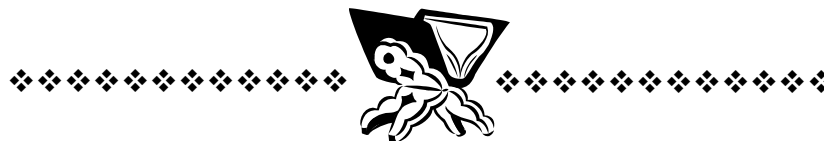
The Prophet placed his arm around Bilal's shoulder. 'Yours shall be the voice, Bilal,' he said. 'Your voice praised God even from under a rock.'


'But what am I to call?' said Bilal. 'I don't know what to say.'

'Praise Allah, tell the people Muhammad is his messenger and call them to prayer. That will be sufficient,' answered the Prophet.

Bilal raced up the top of the roof of the mosque. He stood staring at the people down below. Then he threw back his head, raised his voice, and from deep inside him came the words that still echo, five times a day, in Islam:

'Allahu Akbar, Allah is most Great. I witness that there is no God but Allah. I witness that Muhammad is the messenger of Allah. Come to prayer. Come to salvation.'





### *Unit 4 Session 2 Information Sheet 1*

## **The Adhan or Call to Prayer**

The words of the adhan are as follows:

***Allahu Akbar, Allahu Akbar.  
Allah is the Greatest, Allah is the Greatest.***


***Allahu Akbar, Allahu Akbar.  
Allah is the Greatest, Allah is the Greatest.***

***Ash-hadu alla ilaha illa-llah.  
I bear witness that there is none worthy of worship but Allah.***

***Ash-hadu alla ilaha illa-llah.  
I bear witness that there is none worthy of worship but Allah.***

***Ash-hadu anna Muhammadar-Rasulullah.  
I bear witness that Muhammad is the Messenger of Allah***

***Ash-hadu anna Muhammadar-Rasulullah.  
I bear witness that Muhammad is the Messenger of Allah***



### *Unit 4 Session 2 Information Sheet 1 Continued – The Adhan*

***Hayya ‘ala-s-Salah, hayya ‘ala-s-Salah.  
Hasten to the Prayer, hasten to the Prayer.***

***Hayya ‘ala-l-falah, hayya ‘ala-l-falah.  
Hasten to real success, hasten to real success***

***Allahu Akbar, Allahu Akbar.  
Allah is the Greatest, Allah is the Greatest.***


***La ilaha illa-llah  
There is none worthy of worship but Allah.***

In the adhan for the Subh (Dawn) Prayer (also commonly called the Fajr Prayer), the following words are added after Hayya ‘ala-l-falah:

***As-Salatu khairun min an-naum, As-Salatu khairun min an-naum.  
Prayer is better than sleep, Prayer is better than sleep.***

From:

<http://www.islamonline.net/english/introducingislam/Worship/Prayers/article03.shtml>



# ISLAM Part 1

## Unit 4: The Mosque

**CROYDON MOSQUE & ISLAMIC CENTRE**  
525 London Road, Thornton Heath, Surrey CR7 6AR  
Telephone 020 8684 8200 (office – answering machine) E-mail: croydonmosque@hotmail.com  
www.croydonmosque.org or www.croydonmosque.com

### PRAYER TIMING DHUL QADAH/DHUL HIJAH 1425AH JANUARY 2005

Day	Date	FAJR			ZOH'R			ASHR			MAGRIB*		ISHA	
		Begins	Jamat	Sunrise	Begins	Jamat	Begins	Jamat	Begins	Begins	Begins	Jamat		
SAT	1	20	6:02	7:00	8:03	12:08	1:00	2:14	2:30	4:06	6:04	7:45		
SUN	2	21	6:02	7:00	8:02	12:08	1:00	2:15	2:30	4:07	6:05	7:45		
MON	3	22	6:02	7:00	8:02	12:09	1:00	2:16	2:30	4:08	6:06	7:45		
TUE	4	23	6:02	7:00	8:02	12:09	1:00	2:17	2:30	4:09	6:07	7:45		
WED	5	24	6:02	7:00	8:02	12:10	1:00	2:18	2:30	4:10	6:07	7:45		
THU	6	25	6:02	7:00	8:02	12:10	1:00	2:19	2:30	4:12	6:08	7:45		
<b>FRI</b>	<b>7</b>	<b>26</b>	<b>6:02</b>	<b>7:00</b>	<b>8:01</b>	<b>12:11</b>	<b>1:00</b>	<b>2:20</b>	<b>2:45</b>	<b>4:13</b>	<b>6:10</b>	<b>7:45</b>		
SAT	8	27	6:01	7:00	8:01	12:11	1:00	2:21	2:45	4:14	6:11	7:45		
SUN	9	28	6:01	7:00	8:00	12:11	1:00	2:23	2:45	4:15	6:12	7:45		
MON	10	29	6:01	7:00	8:00	12:12	1:00	2:24	2:45	4:17	6:13	7:45		
TUE	11	30	6:00	7:00	7:59	12:12	1:00	2:25	2:45	4:18	6:14	7:45		
WED	12	1	6:00	7:00	7:59	12:13	1:00	2:27	2:45	4:20	6:15	7:45		
THU	13	2	6:00	7:00	7:58	12:13	1:00	2:28	2:45	4:21	6:16	7:45		
<b>FRI</b>	<b>14</b>	<b>3</b>	<b>5:59</b>	<b>7:00</b>	<b>7:57</b>	<b>12:13</b>	<b>1:00</b>	<b>2:30</b>	<b>3:00</b>	<b>4:22</b>	<b>6:18</b>	<b>7:45</b>		
SAT	15	4	5:59	7:00	7:57	12:14	1:00	2:31	3:00	4:24	6:19	7:45		
SUN	16	5	5:58	7:00	7:56	12:14	1:00	2:33	3:00	4:25	6:20	7:45		
MON	17	6	5:58	7:00	7:55	12:14	1:00	2:34	3:00	4:27	6:21	7:45		
TUE	18	7	5:57	7:00	7:54	12:15	1:00	2:36	3:00	4:29	6:23	7:45		
WED	19	8	5:56	7:00	7:53	12:15	1:00	2:37	3:00	4:30	6:24	7:45		
THU	20	9	5:55	7:00	7:52	12:15	1:00	2:39	3:00	4:32	6:25	7:45		
<b>FRI</b>	<b>21</b>	<b>10</b>	<b>5:55</b>	<b>7:00</b>	<b>7:51</b>	<b>12:16</b>	<b>1:00</b>	<b>2:40</b>	<b>3:15</b>	<b>4:34</b>	<b>6:27</b>	<b>7:45</b>		
SAT	22	11	5:54	7:00	7:50	12:16	1:00	2:42	3:15	4:35	6:28	7:45		
SUN	23	12	5:53	7:00	7:49	12:16	1:00	2:43	3:15	4:37	6:29	7:45		
MON	24	13	5:52	7:00	7:47	12:17	1:00	2:45	3:15	4:39	6:31	7:45		
TUE	25	14	5:51	7:00	7:46	12:17	1:00	2:47	3:15	4:40	6:32	7:45		
WED	26	15	5:50	7:00	7:45	12:17	1:00	2:48	3:15	4:42	6:34	7:45		
THU	27	16	5:49	7:00	7:44	12:17	1:00	2:50	3:15	4:44	6:35	7:45		
<b>FRI</b>	<b>28</b>	<b>17</b>	<b>5:48</b>	<b>7:00</b>	<b>7:42</b>	<b>12:17</b>	<b>1:00</b>	<b>2:52</b>	<b>3:30</b>	<b>4:45</b>	<b>6:37</b>	<b>7:45</b>		
SAT	29	18	5:47	7:00	7:41	12:18	1:00	2:53	3:30	4:47	6:38	7:45		
SUN	30	19	5:46	7:00	7:40	12:18	1:00	2:55	3:30	4:49	6:40	7:45		
MON	31	20	5:45	7:00	7:38	12:18	1:00	2:57	3:30	4:51	6:41	7:45		

\*Sunset is three minutes before Magrib

**Salatul Jumrah: 1st – Prayer 12:25 pm 2nd Prayer 1:25pm**

Mosque's Bookshop in the basement Hall of first phase opens from 5pm to 7pm, seven days a week. Brothers and Sisters are welcome to visit the Bookshop where Islamic books, literature and other items are sold on nominal profit. All proceeds go to the mosque.

When U R 1-2-1 with Allah, please switch off all other means of communications. Jaza-kumallah P.T.O.

**FACILITIES AVAILABLE AT CROYDON MOSQUE & ISLAMIC CENTRE:**

**MADRASSA CLASSES**

Mon – Fri  
5:00pm to 7:00pm.  
(6 – 12 yrs)

**WEEKEND MADRASSA CLASSES (Sat & Sun)**

10:00 am to 12 noon  
(6 – 12yrs.)

**ISLAMIC NIKAH & REGISTRATION FULL JANAZA (FUNERAL) SERVICE**  
07863 159176  
07775 978730

**CIRCUMCISION FACILITIES**


Please contact office.

**MEDICAL ADVICE SERVICES**  
By appointment only on 1st Saturday of month

**Lost and Found**  
Please contact office.

**HALL HIRE FACILITIES FOR ISLAMIC FUNCTIONS**  
£25.00 per hour. For booking and more information contact office.

**FREE LEGAL ADVICE**  
By appointment only on Fridays between 2 - 3pm.




### *Islam Unit 4 Session 3 Information Sheet 2*

## Qur'an Quotes

*Qur'an 62:9 & 62:10*


*People who believe when the call is made for prayer on Friday (The Day of Assembly) go quickly and seriously to remember Allah, leave your business that is best for you.*

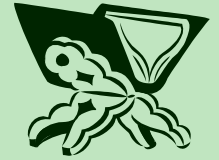
*Then when the prayer is finished, you may go back to your business, and seek the Bounty (good things, blessings) of Allâh , and remember Allâh much, that you may be successful.*



### Unit 4 Information Sheet 3

### A Mihrab






### Unit 4 Session 2 Information Sheet 4

## Prayer Times April 2005

***Allah says: "Attend constantly to prayers and to the middle prayer and stand up truly obedient to Allah." 2/238***

Prayer Schedule (April / 2005) for London						
Day	Date	Fajr	Dhuhr	Asr	Maghrib	Isha
Fri	1	4:36	1:05	4:38	7:34	9:26
Sat	2	4:33	1:05	4:39	7:36	9:28
Sun	3	4:33	1:05	4:39	7:36	9:28
Mon	4	4:27	1:04	4:41	7:39	9:33
Tue	5	4:24	1:04	4:42	7:41	9:35
Wed	6	4:24	1:04	4:42	7:41	9:35
Thu	7	4:21	1:03	4:42	7:43	9:37
Fri	8	4:16	1:03	4:44	7:46	9:42
Sat	9	4:13	1:03	4:45	7:48	9:44
Sun	10	4:13	1:03	4:45	7:48	9:44
Mon	11	4:07	1:02	4:47	7:51	9:49
Tue	12	4:04	1:02	4:47	7:53	9:51
Wed	13	4:00	1:01	4:48	7:54	9:54
Thu	14	4:00	1:01	4:48	7:54	9:54
Fri	15	3:54	1:01	4:50	7:58	9:59
Sat	16	3:51	1:01	4:50	7:59	10:01
Sun	17	3:51	1:01	4:50	7:59	10:01
Mon	18	3:48	1:01	4:51	8:01	10:04
Tue	19	3:42	1:00	4:53	8:04	10:09
Wed	20	3:38	1:00	4:53	8:06	10:12
Thu	21	3:38	1:00	4:53	8:06	10:12
Fri	22	3:32	12:59	4:55	8:09	10:17
Sat	23	3:29	12:59	4:56	8:11	10:20
Sun	24	3:25	12:59	4:56	8:13	10:23
Mon	25	3:25	12:59	4:56	8:13	10:23
Tue	26	3:19	12:59	4:58	8:16	10:28
Wed	27	3:15	12:59	4:58	8:18	10:31
Thu	28	3:15	12:59	4:58	8:18	10:31
Fri	29	3:12	12:58	4:59	8:19	10:34
Sat	30	3:05	12:58	5:00	8:23	10:40





### *Unit 4 Session 3 Information Sheet 5*

## **What the Qur'an says about being clean for prayer**

(Abbreviated requirements)

### **Cleanliness of body**

People who believe! When you intend to offer As-Salât (the prayer), wash your faces and your hands (forearms) up to the elbows, rub (by passing wet hands over) your heads, and (wash) your feet up to ankles.'

But if you are ill or on a journey ... and you find no water, then perform Tayammum with clean earth and rub your faces and hands.

Allah does not want to place you in difficulty, but He wants to purify you, and to complete His favour on you that you may be thankful.  
(Al-Ma'idah 5:6 )

### **Cleanliness of clothes**

a) And clean / purify your garments! (Al-Muddaththir 74:4)

b) O Children of Adam! Take your adornment (by wearing your clean clothes), while praying (Al-A'raf 7:31)

### **Cleanliness of place**

' and We commanded Ibrâhim and Ismâ'il that they should purify My House (the Ka'bah at Makkah) for those who are going around it, or staying, or bowing or prostrating themselves (there, in prayer).

(Al-Baqarah 2:125 )