

**South East Locality (wards - Brixton Hill, Coldharbour, Ferndale, Gipsy Hill, Herne Hill, Knight's Hill, Thurlow Park, Tulse Hill, Vassall)**

● significantly worse ● significantly better ● not significantly different from average

<i>Indicators</i>	<i>Selection value</i>	<i>Value England</i>	<i>England worst</i>	<i>Summary chart</i>	<i>England best</i>
Income Deprivation (%)	23.3	14.7	49.8		1.1
Low Birth Weight Births (%)	7.9	7.4	13.8		1.4
Child Poverty (%)	41.1	21.8	79.8		1
Child Development at age 5 (%)	62.5	63.5	19.1		95
GCSE Achievement (5A*-C inc. Eng & Maths) (%)	57.5	58.8	21		100
Unemployment (%)	5.8	3.8	16.7		0.3
Long Term Unemployment (Rate/1,000 working age population)	20.2	10.1	68.2		0
General Health - bad or very bad (%)	5	5.5	16.7		0
General Health - very bad (%)	1.3	1.2	4.3		0
Limiting long term illness or disability (%)	13.2	17.6	41.5		2.2
Households with central heating (%)	97.2	97.3	44.1		100
Overcrowding (%)	26.2	8.7	47.7		0.2
Provision of 1 hour or more unpaid care per week (%)	7	10.2	17.6		1.7
Provision of 50 hours or more unpaid care per week (%)	1.5	2.4	7.9		0















**South East Locality (wards - Brixton Hill, Coldharbour, Ferndale, Gipsy Hill, Herne Hill, Knight's Hill, Thurlow Park, Tulse Hill, Vassall)**

● significantly worse ● significantly better ● not significantly different from average

<i>Indicators</i>	<i>Selection value</i>	<i>Value England</i>	<i>England worst</i>	<i>Summary chart</i>	<i>England best</i>
Pensioners living alone (%)	40.5	31.5	63.3		11.4
Older People in Deprivation (%)	37.3	18.1	82.1		2.1
Obese Children (Reception Year) (%)	12.1	9.4	23.6		2.1
Children with excess weight (Reception Year) (%)	24.5	22.5	45.5		6
Obese Children (Year 6) (%)	24.2	19.1	36		4
Children with excess weight (Year 6) (%)	39.3	33.5	54.1		10
Children's and young people's admissions for injury (Crude rate/100,000 aged 0-17)	1016.1	1180.9	2647.8		412.7
Deliveries to teenage mothers (%)	1.9	1.5	7.9		0
Admissions for injuries in under 5s (Crude rate per 10,000)	111.8	139.6	393.7		34
Emergency admissions in under 5s (Crude rate per 1000)	93.8	150	400.4		28.4
A&E attendances in under 5s (Crude rate per 1000)	626	509.5	2302.5		104.6
Obese adults (%)	21.9	24.1	34.8		5.9
Binge drinking adults (%)	16.2	20	56.4		3.3
Healthy eating adults (%)	36.5	28.7	12.3		54.1













**South East Locality (wards - Brixton Hill, Coldharbour, Ferndale, Gipsy Hill, Herne Hill, Knight's Hill, Thurlow Park, Tulse Hill, Vassall)**

● significantly worse ● significantly better ● not significantly different from average

<i>Indicators</i>	<i>Selection value</i>	<i>Value England</i>	<i>England worst</i>	<i>Summary chart</i>	<i>England best</i>
Emergency hospital admissions for all causes (SAR)	99	100	224.9		27.2
Emergency hospital admissions for CHD (SAR)	102.8	100	425.3		27
Emergency hospital admissions for stroke (SAR)	141.8	100	257.7		28.4
Emergency hospital admissions for Myocardial Infarction (heart attack) (SAR)	77.7	100	324.3		20.6
Emergency hospital admissions for Chronic Obstructive Pulmonary Disease (COPD) (SAR)	132.6	100	660.1		10.7
Incidence of all cancer (SIR)	107.1	100	146.6		47.8
Incidence of breast cancer (SIR)	94.1	100	180.1		43
Incidence of colorectal cancer (SIR)	88.5	100	200.1		33
Incidence of lung cancer (SIR)	126.2	100	302		23.4
Incidence of prostate cancer (SIR)	166.5	100	216.8		23.6
Hospital stays for self harm (SAR)	33.1	100	464.3		12.3
Hospital stays for alcohol related harm (SAR)	92.9	100	296.2		37.2
Emergency hospital admissions for hip fracture in 65+ (SAR)	81.2	100	218.2		31.8
Elective hospital admissions for hip replacement (SAR)	69.3	100	218.4		16.9

**South East Locality (wards - Brixton Hill, Coldharbour, Ferndale, Gipsy Hill, Herne Hill, Knight's Hill, Thurlow Park, Tulse Hill, Vassall)**

● significantly worse ● significantly better ● not significantly different from average

<i>Indicators</i>	<i>Selection value</i>	<i>Value England</i>	<i>England worst</i>	<i>Summary chart</i>	<i>England best</i>
Elective hospital admissions for knee replacement (SAR)	80.2	100	215.3		21.4
Deaths from all causes, all ages (SMR)	106.5	100	279.2		19.9
Deaths from all causes, under 65 years (SMR)	118.9	100	320.9		0
Deaths from all causes, under 75 years (SMR)	119.4	100	286.1		0
Deaths from all cancer, all ages (SMR)	107.6	100	234.6		0
Deaths from all cancer, under 75 years (SMR)	114.8	100	274.5		0
Deaths from circulatory disease, all ages (SMR)	99.2	100	279.2		0
Deaths from circulatory disease, under 75 years (SMR)	113.7	100	319.1		0
Deaths from coronary heart disease, all ages (SMR)	96.1	100	596.2		0
Deaths from coronary heart disease, under 75 years (SMR)	98.3	100	569.8		0
Deaths from stroke, all ages (SMR)	86.7	100	711.9		0
Deaths from respiratory diseases, all ages (SMR)	107	100	373.2		0